

# IANA Naming Function Monthly Performance Report

January 2022

Summary of Performance .....	2
Exceptions and Narrative.....	4
Detailed Performance .....	5
Definitions.....	40

## Summary of Performance

Metric	Category	Expected	Actual	Detail
<b>Submission</b>				
Acceptance Recognition	Routine (Technical)	≤60s (95.0%)	✓ 1.56s	p5
Acceptance Recognition	Routine (Non-Technical)	≤60s (95.0%)	✓ 1.33s	p5
Acceptance Recognition	gTLD Creation/Transfer	≤60s (95.0%)	✓ 1.47s	p6
Acceptance Recognition	ccTLD Creation/Transfer	≤60s (95.0%)	✓ 1.34s	p6
Acceptance Recognition	Other Changes	≤60s (95.0%)	✓ —	p6
Manual Lodgment Time	Routine (Technical)	≤3d (95.0%)	✓ —	p7
Manual Lodgment Time	Routine (Non-Technical)	≤3d (95.0%)	✓ 0.19d	p7
Manual Lodgment Time	gTLD Creation/Transfer	≤3d (95.0%)	✓ 0.64d	p7
Manual Lodgment Time	ccTLD Creation/Transfer	≤3d (95.0%)	✓ 2.34d	p8
Manual Lodgment Time	Other Changes	≤3d (95.0%)	✓ —	p8
<b>Technical Checks</b>				
Technical Check (First)	Routine (Technical)	≤50m (95.0%)	✓ 0.74m	p9
Technical Check (First)	gTLD Creation/Transfer	≤50m (95.0%)	✓ —	p9
Technical Check (First)	ccTLD Creation/Transfer	≤50m (95.0%)	✓ —	p9
Technical Check (First)	Other Changes	≤50m (95.0%)	✓ —	p9
Technical Check (Retest)	Routine (Technical)	≤10m (95.0%)	✓ 2.19m	p10
Technical Check (Retest)	gTLD Creation/Transfer	≤10m (95.0%)	✓ —	p10
Technical Check (Retest)	ccTLD Creation/Transfer	≤10m (95.0%)	✓ —	p10
Technical Check (Retest)	Other Changes	≤10m (95.0%)	✓ —	p11
Technical Check (Supplemental)	Routine (Technical)	≤10m (95.0%)	✓ 0.51m	p11
Technical Check (Supplemental)	gTLD Creation/Transfer	≤10m (95.0%)	✓ —	p11
Technical Check (Supplemental)	ccTLD Creation/Transfer	≤10m (95.0%)	✓ —	p12
Technical Check (Supplemental)	Other Changes	≤10m (95.0%)	✓ —	p12
<b>Contact Confirmations</b>				
Email Dispatch	Routine (Technical)	≤60000ms (95.0%)	✓ 1.45ms	p13
Email Dispatch	Routine (Non-Technical)	≤60000ms (95.0%)	✓ 3.00ms	p13
Email Dispatch	gTLD Creation/Transfer	≤60000ms (95.0%)	✓ 2.00ms	p13
Email Dispatch	ccTLD Creation/Transfer	≤60000ms (95.0%)	✓ 1.00ms	p14
Email Dispatch	Other Changes	≤60000ms (95.0%)	✓ —	p14
Recognition of Confirmation	Routine (Technical)	≤60000ms (95.0%)	✓ 1.00ms	p15
Recognition of Confirmation	Routine (Non-Technical)	≤60000ms (95.0%)	✓ 0.45ms	p15
Recognition of Confirmation	gTLD Creation/Transfer	≤60000ms (95.0%)	✓ 0.95ms	p15
Recognition of Confirmation	ccTLD Creation/Transfer	≤60000ms (95.0%)	✓ —	p16
Recognition of Confirmation	Other Changes	≤60000ms (95.0%)	✓ —	p16
<b>Staff Processing</b>				
Validation and Reviews	Routine (Technical)	≤5d (90.0%)	✓ 0.42d	p17
Validation and Reviews	Routine (Non-Technical)	≤5d (90.0%)	✓ 0.90d	p17
Validation and Reviews	gTLD Creation/Transfer	≤10d (90.0%)	✓ 0.01d	p17
Validation and Reviews	ccTLD Creation/Transfer	N/A	—	p18
Validation and Reviews	Other Changes	N/A	—	p18
Third Party Approval	ccTLD Creation/Transfer	N/A	—	p19
<b>ccTLD Creation/Transfer</b>				
Submission Review	Staff Review	≤14d (100.0%)	✓ —	p19
Requester Clarification	Requester Clarification	N/A	1	p20
Report Preparation	Report Preparation	≤21d (100.0%)	✓ —	p21
<b>Implementation</b>				
Root Zone Publication	Routine (Technical)	≤72h (99.0%)	✓ 48.15h	p22

Metric	Category	Expected	Actual	Detail
Root Zone Publication	gTLD Creation/Transfer	≤72h (99.0%)	✓ —	p22
Root Zone Publication	ccTLD Creation/Transfer	≤72h (99.0%)	✓ —	p22
Root Zone Publication	Other Changes	N/A	—	p23
Notification of Completion	Routine (Technical)	≤60s (95.0%)	✓ 0.51s	p23
Notification of Completion	Routine (Non-Technical)	≤60s (95.0%)	✓ 0.40s	p24
Notification of Completion	gTLD Creation/Transfer	≤60s (95.0%)	✓ 0.19s	p24
Notification of Completion	ccTLD Creation/Transfer	≤60s (95.0%)	✓ —	p24
Notification of Completion	Other Changes	≤60s (95.0%)	✓ —	p24
<b>System Availability</b>				
IANA Website	IANA Site Availability	≥99%	✓ 100.00%	p25
Root Zone Management System	RZM Availability	≥99%	✓ 100.00%	p26
Directory Service	WHOIS Availability	≥99%	✓ 100.00%	p27
Root Zone Service Level Dashboard	Dashboard Availability	≥99%	✓ 100.00%	p28
Credential Recovery	Credential Recovery Response	≤60s (95.0%)	✓ 0.13s	p29
Credential Change	Credential Change	≤300000ms (95.0%)	✓ 0.000ms	p30
<b>Accuracy</b>				
Root Zone File	Routine (Technical)	100%	✓ 100.00%	p31
Root Zone File	gTLD Creation/Transfer	100%	✓ 100.00%	p31
Root Zone File	ccTLD Creation/Transfer	100%	✓ 100.00%	p31
Root Zone File	Other Changes	100%	✓ 100.00%	p31
Root Zone Database	Routine (Technical)	100%	✓ 100.00%	p32
Root Zone Database	Routine (Non-Technical)	100%	✓ 100.00%	p32
Root Zone Database	gTLD Creation/Transfer	100%	✓ 100.00%	p32
Root Zone Database	ccTLD Creation/Transfer	100%	✓ 100.00%	p32
Root Zone Database	Other Changes	100%	✓ 100.00%	p32
<b>Enquiry Processing</b>				
Time to acknowledge	Manual Enquiries	≤60s (95.0%)	✓ 0.00s	p33
Time to initial response	Manual Enquiries	≤5d (90.0%)	✓ 2.80d	p34
<b>Label Generation Rulesets</b>				
Review Time	Review Time	≤5d (90.0%)	✓ 0.61d	p35
Implementation Time	Implementation Time	≤7d (90.0%)	✓ 1.18d	p36
Requester Clarification	Requester Clarification	N/A	6	p37
Time per Actor	IANA	N/A	3.29d	p38
Time per Actor	Requester	N/A	12.51d	p38
Time per Actor	Authorizer	N/A	13.39d	p38
Time per Actor	Regulatory	N/A	0.21d	p38
Request Volumes	Request Volumes	N/A	19	p39

Percentage of SLA thresholds met of those defined

64 of 64 (100.0%)

## **Exceptions and Narrative for Reporting Period**

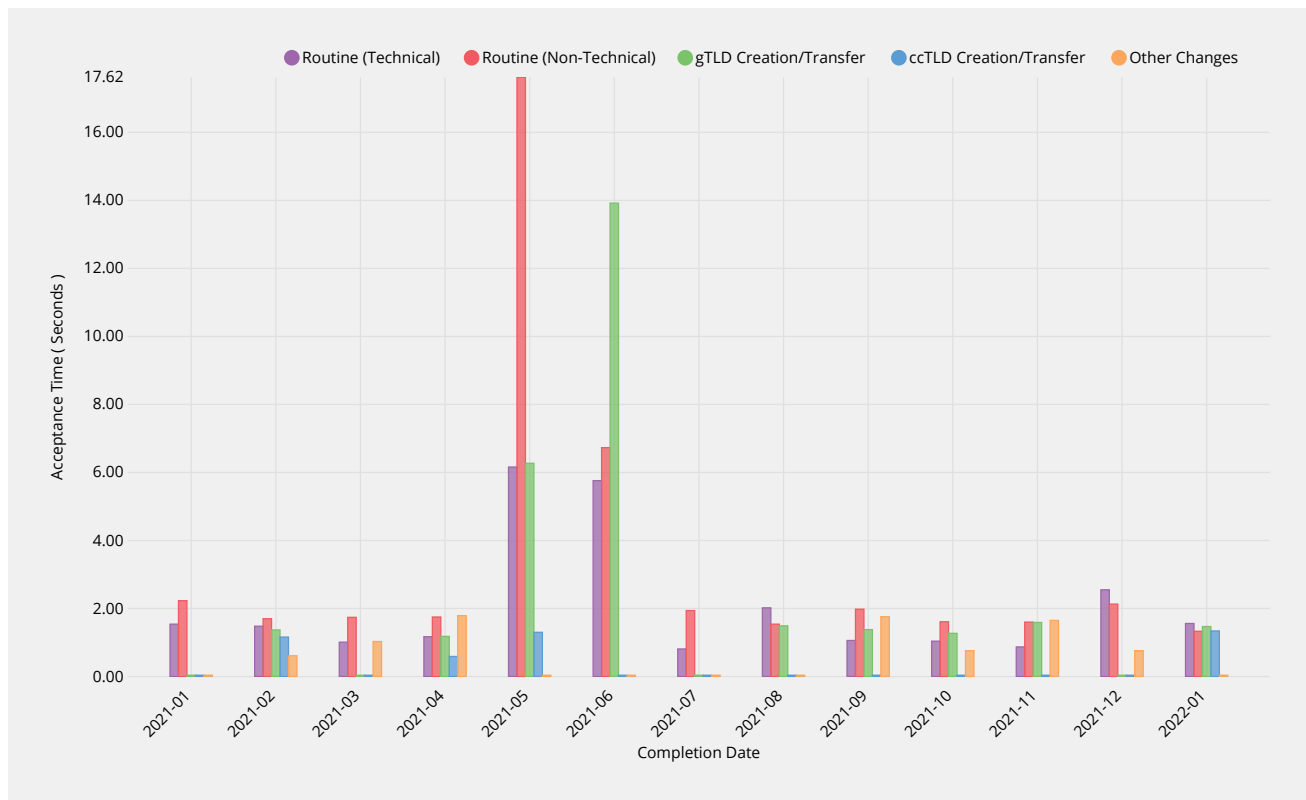
There were no exceptions for the reporting period.

# Detailed Performance for Reporting Period

## Submission

### Acceptance Recognition

Time for ticket confirmation to be sent to requester following receipt of change request via automated submission interface.



	2021-01	2021-02	2021-03	2021-04	2021-05	2021-06	2021-07	2021-08	2021-09	2021-10	2021-11	2021-12	2022-01
Routine (Technical)													
Acceptance Time	1.54s	1.48s	1.01s	1.17s	6.16s	5.76s	0.81s	2.02s	1.06s	1.04s	0.87s	2.55s	1.56s
Monthly Threshold	60s	60s	60s	60s	60s	60s	60s	60s	60s	60s	60s	60s	60s
Threshold Percentile	95.0%	95.0%	95.0%	95.0%	95.0%	95.0%	95.0%	95.0%	95.0%	95.0%	95.0%	95.0%	95.0%
Acceptance Count	67	51	68	22	45	39	270	18	25	235	510	21	55
Mean Time	0.71s	0.72s	0.70s	0.75s	3.31s	2.08s	0.64s	1.00s	0.72s	0.78s	0.70s	1.18s	0.77s
Shortest Time	0.51s	0.43s	0.50s	0.50s	0.09s	0.47s	0.53s	0.62s	0.54s	0.52s	0.55s	0.56s	0.54s
Longest Time	1.71s	2.14s	2.06s	1.55s	7.78s	24.35s	2.33s	2.14s	1.85s	3.08s	4.47s	2.57s	2.19s
Median Time	0.61s	0.62s	0.63s	0.66s	4.14s	0.63s	0.61s	0.81s	0.66s	0.72s	0.67s	0.98s	0.66s
PStDev Time	0.28s	0.32s	0.27s	0.24s	2.19s	3.97s	0.17s	0.48s	0.26s	0.28s	0.24s	0.65s	0.32s

	2021-01	2021-02	2021-03	2021-04	2021-05	2021-06	2021-07	2021-08	2021-09	2021-10	2021-11	2021-12	2022-01
Routine (Non-Technical)													
Acceptance Time	2.23s	1.70s	1.74s	1.75s	17.62s	6.73s	1.94s	1.54s	1.98s	1.61s	1.60s	2.13s	1.33s
Monthly Threshold	60s	60s	60s	60s	60s	60s	60s	60s	60s	60s	60s	60s	60s
Threshold Percentile	95.0%	95.0%	95.0%	95.0%	95.0%	95.0%	95.0%	95.0%	95.0%	95.0%	95.0%	95.0%	95.0%
Acceptance Count	45	32	50	15	219	219	23	19	37	78	20	54	14
Mean Time	1.17s	1.20s	1.14s	1.18s	11.76s	2.41s	1.30s	1.28s	1.30s	1.24s	1.18s	1.58s	1.04s
Shortest Time	0.75s	0.75s	0.80s	0.84s	0.97s	0.74s	0.79s	0.94s	0.85s	0.95s	0.86s	0.80s	0.86s
Longest Time	2.53s	2.34s	2.09s	2.34s	21.01s	12.12s	2.24s	1.87s	2.11s	2.96s	1.61s	3.24s	1.38s
Median Time	1.02s	1.13s	1.09s	1.05s	11.49s	0.88s	1.33s	1.28s	1.22s	1.19s	1.15s	1.70s	1.01s
PStDev Time	0.40s	0.33s	0.27s	0.36s	2.95s	2.64s	0.36s	0.22s	0.28s	0.26s	0.21s	0.46s	0.14s

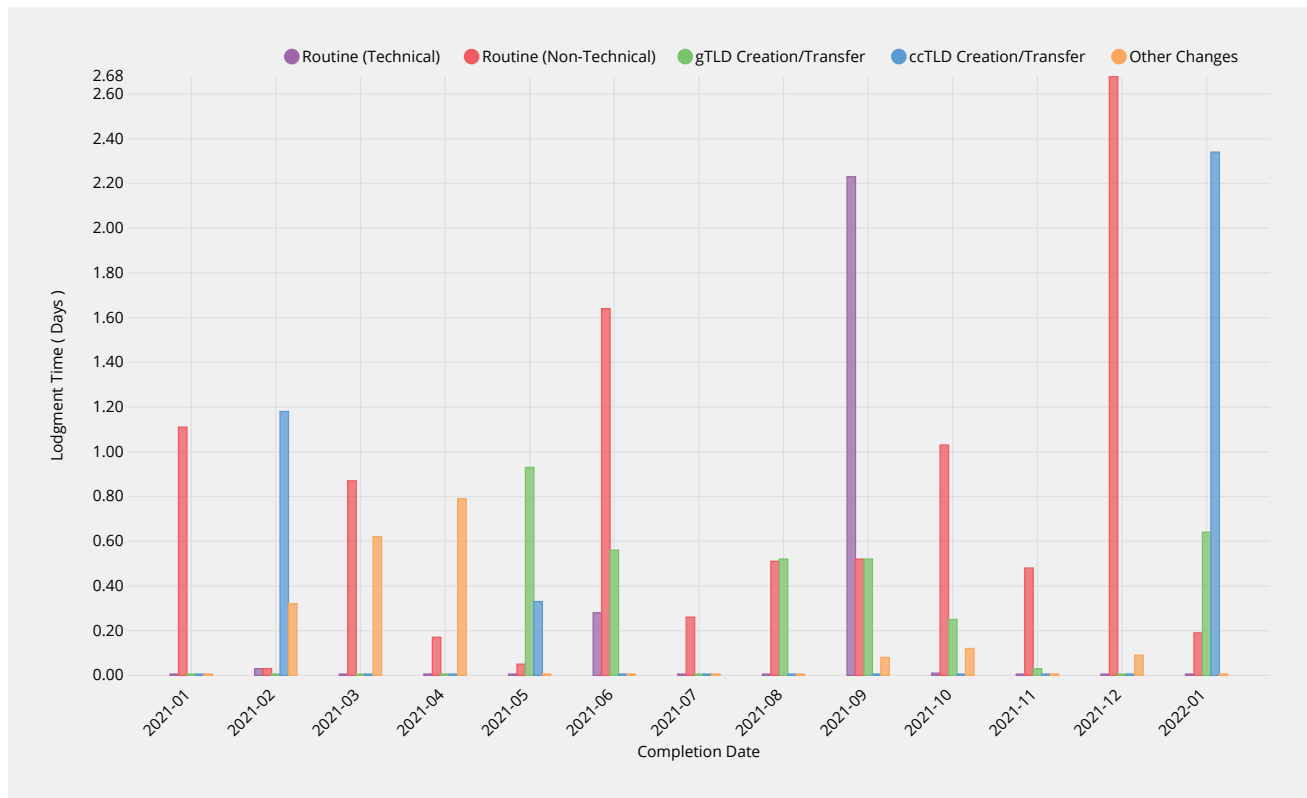
gTLD Creation/Transfer	2021-01	2021-02	2021-03	2021-04	2021-05	2021-06	2021-07	2021-08	2021-09	2021-10	2021-11	2021-12	2022-01
Acceptance Time	—	1.37s	—	1.18s	6.27s	13.92s	—	1.49s	1.38s	1.27s	1.59s	—	1.47s
Monthly Threshold	60s	60s	60s	60s	60s	60s	60s	60s	60s	60s	60s	60s	60s
Threshold Percentile	95.0%	95.0%	95.0%	95.0%	95.0%	95.0%	95.0%	95.0%	95.0%	95.0%	95.0%	95.0%	95.0%
Acceptance Count	0	1	0	5	1	46	0	31	19	2	2	0	4
Mean Time	—	1.37s	—	1.11s	6.27s	11.09s	—	1.26s	1.26s	1.04s	1.42s	—	1.30s
Shortest Time	—	1.37s	—	1.05s	6.27s	1.54s	—	0.91s	1.10s	0.78s	1.23s	—	1.11s
Longest Time	—	1.37s	—	1.19s	6.27s	17.02s	—	1.52s	1.51s	1.30s	1.61s	—	1.49s
Median Time	—	1.37s	—	1.11s	6.27s	11.52s	—	1.31s	1.27s	1.04s	1.42s	—	1.30s
PStDev Time	—	0.00s	—	0.05s	0.00s	3.15s	—	0.18s	0.09s	0.26s	0.19s	—	0.14s

ccTLD Creation/Transfer	2021-01	2021-02	2021-03	2021-04	2021-05	2021-06	2021-07	2021-08	2021-09	2021-10	2021-11	2021-12	2022-01
Acceptance Time	—	1.16s	—	0.59s	1.30s	—	—	—	—	—	—	—	1.34s
Monthly Threshold	60s	60s	60s	60s	60s	60s	60s	60s	60s	60s	60s	60s	60s
Threshold Percentile	95.0%	95.0%	95.0%	95.0%	95.0%	95.0%	95.0%	95.0%	95.0%	95.0%	95.0%	95.0%	95.0%
Acceptance Count	0	1	0	1	1	0	0	0	0	0	0	0	1
Mean Time	—	1.16s	—	0.59s	1.30s	—	—	—	—	—	—	—	1.34s
Shortest Time	—	1.16s	—	0.59s	1.30s	—	—	—	—	—	—	—	1.34s
Longest Time	—	1.16s	—	0.59s	1.30s	—	—	—	—	—	—	—	1.34s
Median Time	—	1.16s	—	0.59s	1.30s	—	—	—	—	—	—	—	1.34s
PStDev Time	—	0.00s	—	0.00s	0.00s	—	—	—	—	—	—	—	0.00s

Other Changes	2021-01	2021-02	2021-03	2021-04	2021-05	2021-06	2021-07	2021-08	2021-09	2021-10	2021-11	2021-12	2022-01
Acceptance Time	—	0.61s	1.03s	1.79s	—	—	—	—	1.76s	0.76s	1.65s	0.76s	—
Monthly Threshold	60s	60s	60s	60s	60s	60s	60s	60s	60s	60s	60s	60s	60s
Threshold Percentile	95.0%	95.0%	95.0%	95.0%	95.0%	95.0%	95.0%	95.0%	95.0%	95.0%	95.0%	95.0%	95.0%
Acceptance Count	0	2	1	5	0	0	0	0	2	3	1	7	0
Mean Time	—	0.61s	1.03s	0.91s	—	—	—	—	1.33s	0.68s	1.65s	0.68s	—
Shortest Time	—	0.61s	1.03s	0.56s	—	—	—	—	0.85s	0.59s	1.65s	0.62s	—
Longest Time	—	0.61s	1.03s	2.07s	—	—	—	—	1.81s	0.77s	1.65s	0.79s	—
Median Time	—	0.61s	1.03s	0.64s	—	—	—	—	1.33s	0.69s	1.65s	0.67s	—
PStDev Time	—	0.00s	0.00s	0.59s	—	—	—	—	0.48s	0.08s	0.00s	0.05s	—

## Manual Lodgment Time

Time for lodgment of change request into RZMS by ICANN staff on behalf of request sent by email.



Routine (Technical)	2021-01	2021-02	2021-03	2021-04	2021-05	2021-06	2021-07	2021-08	2021-09	2021-10	2021-11	2021-12	2022-01
Lodgment Time	—	0.03d	—	—	—	0.28d	—	—	2.23d	0.01d	—	—	—
Monthly Threshold	3d	3d	3d	3d	3d	3d	3d	3d	3d	3d	3d	3d	3d
Threshold Percentile	95.0%	95.0%	95.0%	95.0%	95.0%	95.0%	95.0%	95.0%	95.0%	95.0%	95.0%	95.0%	95.0%
Lodgment Count	0	4	0	0	0	1	0	0	1	2	0	0	0
Mean Time	—	0.02d	—	—	—	0.28d	—	—	2.23d	0.01d	—	—	—
Shortest Time	—	0.02d	—	—	—	0.28d	—	—	2.23d	0.01d	—	—	—
Longest Time	—	0.03d	—	—	—	0.28d	—	—	2.23d	0.01d	—	—	—
Median Time	—	0.02d	—	—	—	0.28d	—	—	2.23d	0.01d	—	—	—
PStDev Time	—	0.01d	—	—	—	0.00d	—	—	0.00d	0.00d	—	—	—

Routine (Non-Technical)	2021-01	2021-02	2021-03	2021-04	2021-05	2021-06	2021-07	2021-08	2021-09	2021-10	2021-11	2021-12	2022-01
Lodgment Time	1.11d	0.03d	0.87d	0.17d	0.05d	1.64d	0.26d	0.51d	0.52d	1.03d	0.48d	2.68d	0.19d
Monthly Threshold	3d	3d	3d	3d	3d	3d	3d	3d	3d	3d	3d	3d	3d
Threshold Percentile	95.0%	95.0%	95.0%	95.0%	95.0%	95.0%	95.0%	95.0%	95.0%	95.0%	95.0%	95.0%	95.0%
Lodgment Count	8	2	7	3	2	4	3	1	3	2	3	2	1
Mean Time	0.43d	0.03d	0.36d	0.11d	0.04d	0.73d	0.18d	0.51d	0.43d	0.56d	0.48d	1.41d	0.19d
Shortest Time	0.04d	0.03d	0.10d	0.04d	0.04d	0.02d	0.13d	0.51d	0.28d	0.04d	0.47d	0.00d	0.19d
Longest Time	1.35d	0.03d	1.02d	0.18d	0.05d	1.82d	0.27d	0.51d	0.52d	1.08d	0.48d	2.82d	0.19d
Median Time	0.41d	0.03d	0.27d	0.09d	0.04d	0.54d	0.14d	0.51d	0.48d	0.56d	0.47d	1.41d	0.19d
PStDev Time	0.41d	0.00d	0.30d	0.06d	0.00d	0.66d	0.07d	0.00d	0.10d	0.52d	0.00d	1.41d	0.00d

gTLD Creation/Transfer	2021-01	2021-02	2021-03	2021-04	2021-05	2021-06	2021-07	2021-08	2021-09	2021-10	2021-11	2021-12	2022-01
Lodgment Time	—	—	—	—	0.93d	0.56d	—	0.52d	0.52d	0.25d	0.03d	—	0.64d
Monthly Threshold	3d	3d	3d	3d	3d	3d	3d	3d	3d	3d	3d	3d	3d
Threshold Percentile	95.0%	95.0%	95.0%	95.0%	95.0%	95.0%	95.0%	95.0%	95.0%	95.0%	95.0%	95.0%	95.0%
Lodgment Count	0	0	0	0	1	4	0	1	1	1	1	0	2
Mean Time	—	—	—	—	0.93d	0.55d	—	0.52d	0.52d	0.25d	0.03d	—	0.34d
Shortest Time	—	—	—	—	0.93d	0.55d	—	0.52d	0.52d	0.25d	0.03d	—	0.01d
Longest Time	—	—	—	—	0.93d	0.56d	—	0.52d	0.52d	0.25d	0.03d	—	0.67d

gTLD Creation/Transfer	2021-01	2021-02	2021-03	2021-04	2021-05	2021-06	2021-07	2021-08	2021-09	2021-10	2021-11	2021-12	2022-01
Median Time	—	—	—	—	0.93d	0.55d	—	0.52d	0.52d	0.25d	0.03d	—	0.34d
PStDev Time	—	—	—	—	0.00d	0.00d	—	0.00d	0.00d	0.00d	0.00d	—	0.33d

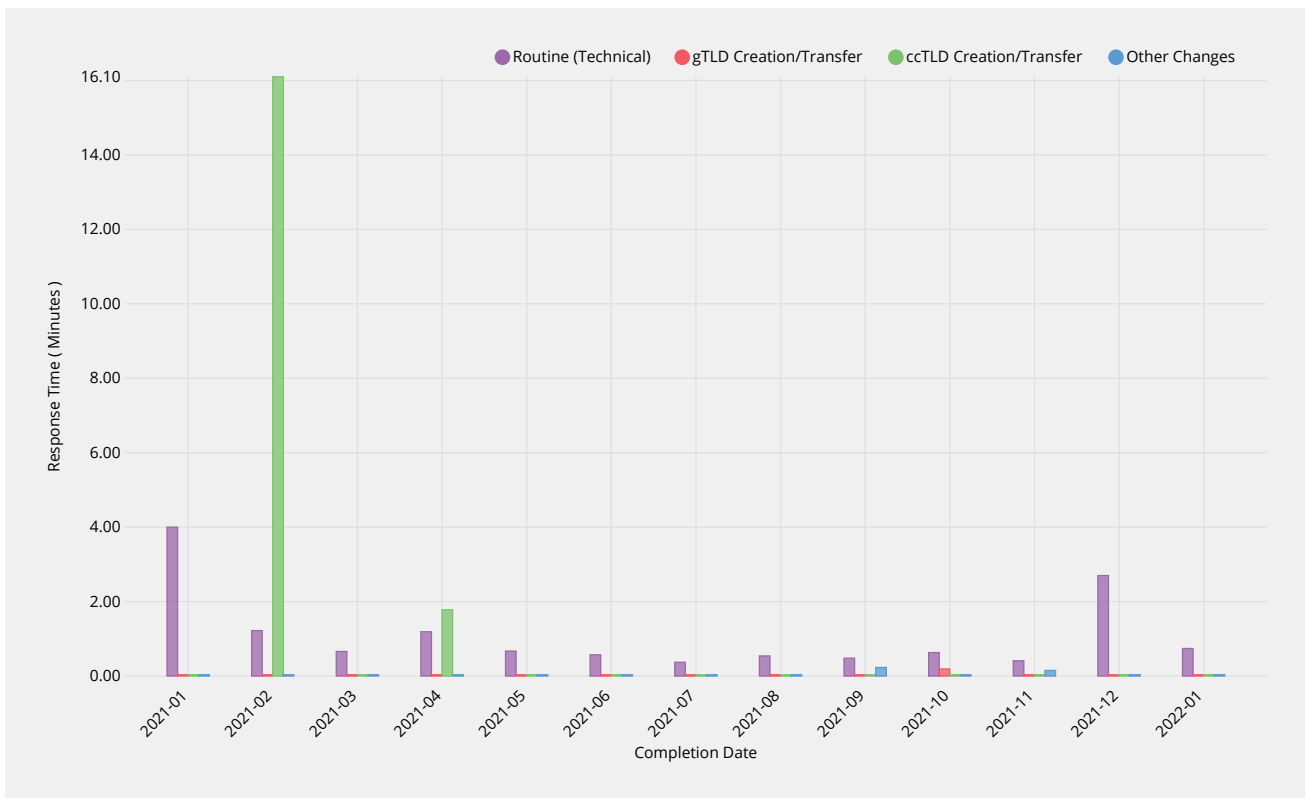
ccTLD Creation/Transfer	2021-01	2021-02	2021-03	2021-04	2021-05	2021-06	2021-07	2021-08	2021-09	2021-10	2021-11	2021-12	2022-01
Lodgment Time	—	1.18d	—	—	0.33d	—	—	—	—	—	—	—	2.34d
Monthly Threshold	3d	3d	3d	3d	3d	3d	3d	3d	3d	3d	3d	3d	3d
Threshold Percentile	95.0%	95.0%	95.0%	95.0%	95.0%	95.0%	95.0%	95.0%	95.0%	95.0%	95.0%	95.0%	95.0%
Lodgment Count	0	1	0	0	1	0	0	0	0	0	0	0	1
Mean Time	—	1.18d	—	—	0.33d	—	—	—	—	—	—	—	2.34d
Shortest Time	—	1.18d	—	—	0.33d	—	—	—	—	—	—	—	2.34d
Longest Time	—	1.18d	—	—	0.33d	—	—	—	—	—	—	—	2.34d
Median Time	—	1.18d	—	—	0.33d	—	—	—	—	—	—	—	2.34d
PStDev Time	—	0.00d	—	—	0.00d	—	—	—	—	—	—	—	0.00d

Other Changes	2021-01	2021-02	2021-03	2021-04	2021-05	2021-06	2021-07	2021-08	2021-09	2021-10	2021-11	2021-12	2022-01
Lodgment Time	—	0.32d	0.62d	0.79d	—	—	—	—	0.08d	0.12d	—	0.09d	—
Monthly Threshold	3d	3d	3d	3d	3d	3d	3d	3d	3d	3d	3d	3d	3d
Threshold Percentile	95.0%	95.0%	95.0%	95.0%	95.0%	95.0%	95.0%	95.0%	95.0%	95.0%	95.0%	95.0%	95.0%
Lodgment Count	0	2	1	4	0	0	0	0	1	3	0	7	0
Mean Time	—	0.32d	0.62d	0.47d	—	—	—	—	0.08d	0.05d	—	0.08d	—
Shortest Time	—	0.31d	0.62d	0.15d	—	—	—	—	0.08d	0.01d	—	0.04d	—
Longest Time	—	0.32d	0.62d	0.85d	—	—	—	—	0.08d	0.13d	—	0.09d	—
Median Time	—	0.32d	0.62d	0.45d	—	—	—	—	0.08d	0.01d	—	0.09d	—
PStDev Time	—	0.00d	0.00d	0.25d	—	—	—	—	0.00d	0.06d	—	0.02d	—

## Technical Checks

### Technical Check (First)

Time to return results for technical checks following submission of request via automated submission interface.





Routine (Technical)	2021-01	2021-02	2021-03	2021-04	2021-05	2021-06	2021-07	2021-08	2021-09	2021-10	2021-11	2021-12	2022-01
Response Time	4.00m	1.22m	0.66m	1.19m	0.67m	0.57m	0.37m	0.54m	0.48m	0.63m	0.41m	2.70m	0.74m
Monthly Threshold	50m	50m	50m	50m	50m	50m	50m	50m	50m	50m	50m	50m	50m
Threshold Percentile	95.0%	95.0%	95.0%	95.0%	95.0%	95.0%	95.0%	95.0%	95.0%	95.0%	95.0%	95.0%	95.0%
First Test Count	67	51	68	22	44	38	270	18	25	235	510	21	55
Mean Time	0.95m	0.40m	0.31m	0.38m	0.84m	0.38m	0.20m	0.28m	0.25m	0.37m	0.25m	0.73m	0.28m
Shortest Time	0.07m	0.11m	0.10m	0.14m	0.12m	0.08m	0.09m	0.12m	0.10m	0.10m	0.09m	0.16m	0.07m
Longest Time	10.89m	3.06m	2.88m	1.39m	20.49m	4.38m	2.82m	0.70m	0.53m	3.35m	2.76m	4.55m	2.02m
Median Time	0.30m	0.23m	0.19m	0.24m	0.28m	0.22m	0.16m	0.24m	0.21m	0.31m	0.23m	0.35m	0.19m
PStDev Time	1.71m	0.58m	0.38m	0.32m	3.02m	0.67m	0.21m	0.14m	0.11m	0.30m	0.19m	1.05m	0.30m

gTLD Creation/Transfer	2021-01	2021-02	2021-03	2021-04	2021-05	2021-06	2021-07	2021-08	2021-09	2021-10	2021-11	2021-12	2022-01
Response Time	—	—	—	—	—	—	—	—	—	0.19m	—	—	—
Monthly Threshold	50m	50m	50m	50m	50m	50m	50m	50m	50m	50m	50m	50m	50m
Threshold Percentile	95.0%	95.0%	95.0%	95.0%	95.0%	95.0%	95.0%	95.0%	95.0%	95.0%	95.0%	95.0%	95.0%
First Test Count	0	0	0	0	0	0	0	0	0	2	0	0	0
Mean Time	—	—	—	—	—	—	—	—	—	0.18m	—	—	—
Shortest Time	—	—	—	—	—	—	—	—	—	0.17m	—	—	—
Longest Time	—	—	—	—	—	—	—	—	—	0.20m	—	—	—
Median Time	—	—	—	—	—	—	—	—	—	0.18m	—	—	—
PStDev Time	—	—	—	—	—	—	—	—	—	0.01m	—	—	—

ccTLD Creation/Transfer	2021-01	2021-02	2021-03	2021-04	2021-05	2021-06	2021-07	2021-08	2021-09	2021-10	2021-11	2021-12	2022-01
Response Time	—	16.10m	—	1.78m	—	—	—	—	—	—	—	—	—
Monthly Threshold	50m	50m	50m	50m	50m	50m	50m	50m	50m	50m	50m	50m	50m
Threshold Percentile	95.0%	95.0%	95.0%	95.0%	95.0%	95.0%	95.0%	95.0%	95.0%	95.0%	95.0%	95.0%	95.0%
First Test Count	0	1	0	1	0	0	0	0	0	0	0	0	0
Mean Time	—	16.10m	—	1.78m	—	—	—	—	—	—	—	—	—
Shortest Time	—	16.10m	—	1.78m	—	—	—	—	—	—	—	—	—
Longest Time	—	16.10m	—	1.78m	—	—	—	—	—	—	—	—	—
Median Time	—	16.10m	—	1.78m	—	—	—	—	—	—	—	—	—
PStDev Time	—	0.00m	—	0.00m	—	—	—	—	—	—	—	—	—

Other Changes	2021-01	2021-02	2021-03	2021-04	2021-05	2021-06	2021-07	2021-08	2021-09	2021-10	2021-11	2021-12	2022-01
Response Time	—	—	—	—	—	—	—	—	0.23m	—	0.15m	—	—
Monthly Threshold	50m	50m	50m	50m	50m	50m	50m	50m	50m	50m	50m	50m	50m
Threshold Percentile	95.0%	95.0%	95.0%	95.0%	95.0%	95.0%	95.0%	95.0%	95.0%	95.0%	95.0%	95.0%	95.0%
First Test Count	0	0	0	0	0	0	0	0	1	0	1	0	0
Mean Time	—	—	—	—	—	—	—	—	0.23m	—	0.15m	—	—
Shortest Time	—	—	—	—	—	—	—	—	0.23m	—	0.15m	—	—
Longest Time	—	—	—	—	—	—	—	—	0.23m	—	0.15m	—	—
Median Time	—	—	—	—	—	—	—	—	0.23m	—	0.15m	—	—
PStDev Time	—	—	—	—	—	—	—	—	0.00m	—	0.00m	—	—

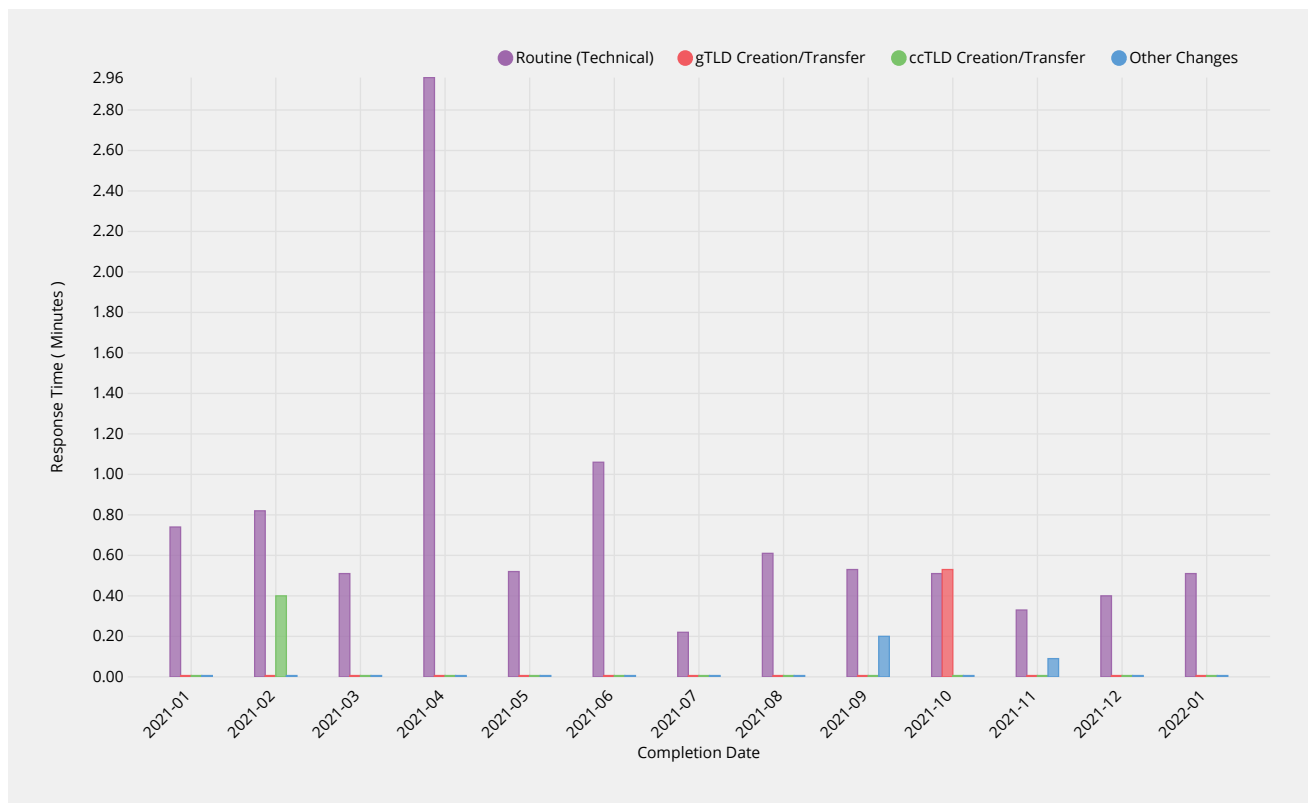


ccTLD Creation/Transfer	2021-01	2021-02	2021-03	2021-04	2021-05	2021-06	2021-07	2021-08	2021-09	2021-10	2021-11	2021-12	2022-01
Longest Time	—	15.45m	—	1.98m	—	—	—	—	—	—	—	—	—
Median Time	—	0.59m	—	1.58m	—	—	—	—	—	—	—	—	—
PStDev Time	—	4.12m	—	0.06m	—	—	—	—	—	—	—	—	—

Other Changes	2021-01	2021-02	2021-03	2021-04	2021-05	2021-06	2021-07	2021-08	2021-09	2021-10	2021-11	2021-12	2022-01
Response Time	—	—	—	—	—	—	—	—	0.18m	—	—	—	—
Monthly Threshold	10m	10m	10m	10m	10m	10m	10m	10m	10m	10m	10m	10m	10m
Threshold Percentile	95.0%	95.0%	95.0%	95.0%	95.0%	95.0%	95.0%	95.0%	95.0%	95.0%	95.0%	95.0%	95.0%
Retest Count	0	0	0	0	0	0	0	0	3	0	0	0	0
Mean Time	—	—	—	—	—	—	—	—	0.15m	—	—	—	—
Shortest Time	—	—	—	—	—	—	—	—	0.14m	—	—	—	—
Longest Time	—	—	—	—	—	—	—	—	0.19m	—	—	—	—
Median Time	—	—	—	—	—	—	—	—	0.14m	—	—	—	—
PStDev Time	—	—	—	—	—	—	—	—	0.02m	—	—	—	—

## Technical Check (Supplemental)

Time to return results for performance of technical checks during Supplemental Technical Check phase.



Routine (Technical)	2021-01	2021-02	2021-03	2021-04	2021-05	2021-06	2021-07	2021-08	2021-09	2021-10	2021-11	2021-12	2022-01
Response Time	0.74m	0.82m	0.51m	2.96m	0.52m	1.06m	0.22m	0.61m	0.53m	0.51m	0.33m	0.40m	0.51m
Monthly Threshold	10m	10m	10m	10m	10m	10m	10m	10m	10m	10m	10m	10m	10m
Threshold Percentile	95.0%	95.0%	95.0%	95.0%	95.0%	95.0%	95.0%	95.0%	95.0%	95.0%	95.0%	95.0%	95.0%
Supplemental Test Count	55	108	68	26	52	50	274	16	27	350	528	22	75
Mean Time	0.30m	0.45m	0.23m	0.82m	0.24m	0.40m	0.12m	0.24m	0.22m	0.27m	0.17m	0.27m	0.22m
Shortest Time	0.05m	0.07m	0.07m	0.10m	0.07m	0.05m	0.07m	0.06m	0.07m	0.07m	0.04m	0.13m	0.06m
Longest Time	1.16m	3.17m	2.79m	3.07m	0.82m	4.61m	1.31m	0.71m	0.99m	1.48m	0.63m	0.56m	0.88m
Median Time	0.18m	0.49m	0.15m	0.28m	0.19m	0.30m	0.09m	0.18m	0.09m	0.22m	0.16m	0.29m	0.19m
PStDev Time	0.26m	0.41m	0.34m	1.07m	0.16m	0.71m	0.10m	0.18m	0.20m	0.14m	0.07m	0.10m	0.17m

gTLD Creation/Transfer	2021-01	2021-02	2021-03	2021-04	2021-05	2021-06	2021-07	2021-08	2021-09	2021-10	2021-11	2021-12	2022-01
Response Time	—	—	—	—	—	—	—	—	—	0.53m	—	—	—

gTLD Creation/Transfer	2021-01	2021-02	2021-03	2021-04	2021-05	2021-06	2021-07	2021-08	2021-09	2021-10	2021-11	2021-12	2022-01
Monthly Threshold	10m	10m	10m	10m	10m	10m	10m	10m	10m	10m	10m	10m	10m
Threshold Percentile	95.0%	95.0%	95.0%	95.0%	95.0%	95.0%	95.0%	95.0%	95.0%	95.0%	95.0%	95.0%	95.0%
Supplemental Test Count	0	0	0	0	0	0	0	0	0	2	0	0	0
Mean Time	—	—	—	—	—	—	—	—	—	0.32m	—	—	—
Shortest Time	—	—	—	—	—	—	—	—	—	0.08m	—	—	—
Longest Time	—	—	—	—	—	—	—	—	—	0.55m	—	—	—
Median Time	—	—	—	—	—	—	—	—	—	0.32m	—	—	—
PStDev Time	—	—	—	—	—	—	—	—	—	0.24m	—	—	—

ccTLD Creation/Transfer	2021-01	2021-02	2021-03	2021-04	2021-05	2021-06	2021-07	2021-08	2021-09	2021-10	2021-11	2021-12	2022-01
Response Time	—	0.40m	—	—	—	—	—	—	—	—	—	—	—
Monthly Threshold	10m	10m	10m	10m	10m	10m	10m	10m	10m	10m	10m	10m	10m
Threshold Percentile	95.0%	95.0%	95.0%	95.0%	95.0%	95.0%	95.0%	95.0%	95.0%	95.0%	95.0%	95.0%	95.0%
Supplemental Test Count	0	1	0	0	0	0	0	0	0	0	0	0	0
Mean Time	—	0.40m	—	—	—	—	—	—	—	—	—	—	—
Shortest Time	—	0.40m	—	—	—	—	—	—	—	—	—	—	—
Longest Time	—	0.40m	—	—	—	—	—	—	—	—	—	—	—
Median Time	—	0.40m	—	—	—	—	—	—	—	—	—	—	—
PStDev Time	—	0.00m	—	—	—	—	—	—	—	—	—	—	—

Other Changes	2021-01	2021-02	2021-03	2021-04	2021-05	2021-06	2021-07	2021-08	2021-09	2021-10	2021-11	2021-12	2022-01
Response Time	—	—	—	—	—	—	—	—	0.20m	—	0.09m	—	—
Monthly Threshold	10m	10m	10m	10m	10m	10m	10m	10m	10m	10m	10m	10m	10m
Threshold Percentile	95.0%	95.0%	95.0%	95.0%	95.0%	95.0%	95.0%	95.0%	95.0%	95.0%	95.0%	95.0%	95.0%
Supplemental Test Count	0	0	0	0	0	0	0	0	1	0	1	0	0
Mean Time	—	—	—	—	—	—	—	—	0.20m	—	0.09m	—	—
Shortest Time	—	—	—	—	—	—	—	—	0.20m	—	0.09m	—	—
Longest Time	—	—	—	—	—	—	—	—	0.20m	—	0.09m	—	—
Median Time	—	—	—	—	—	—	—	—	0.20m	—	0.09m	—	—
PStDev Time	—	—	—	—	—	—	—	—	0.00m	—	0.00m	—	—



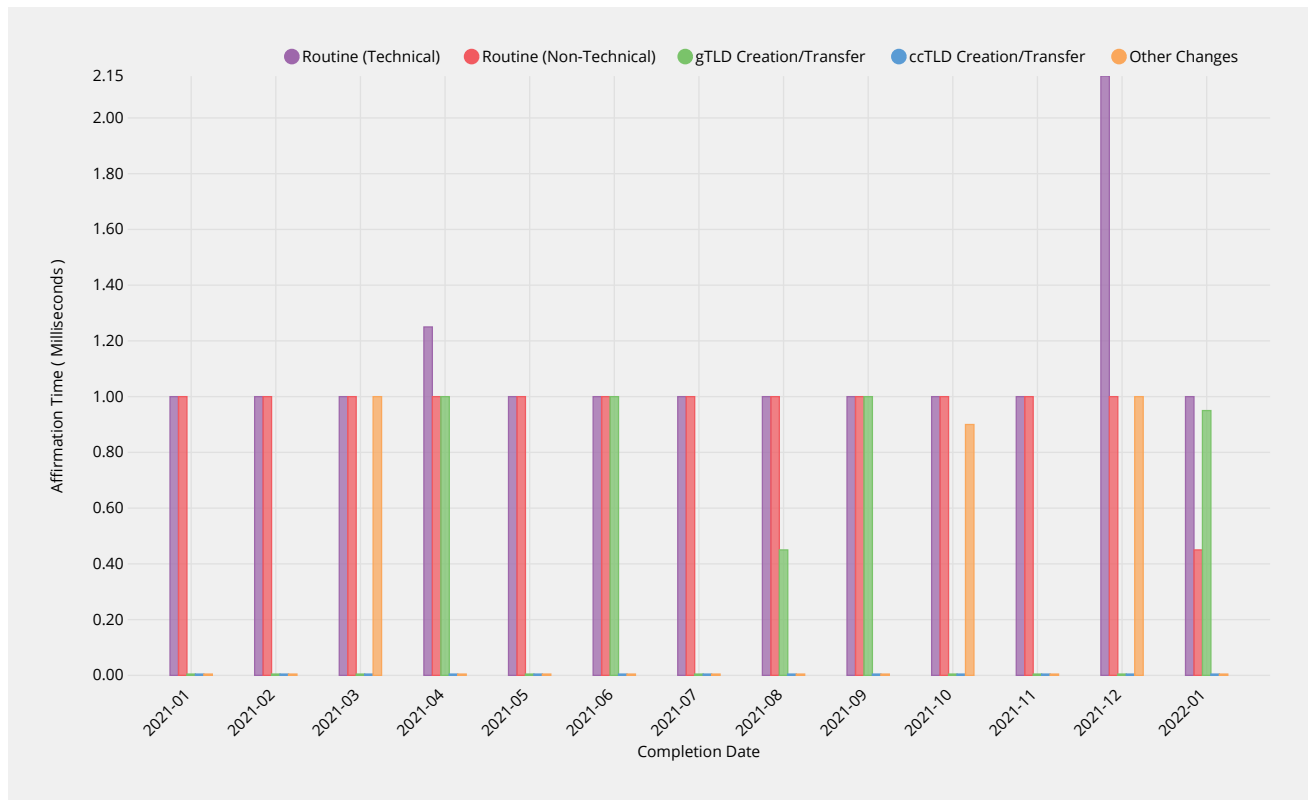
gTLD Creation/Transfer	2021-01	2021-02	2021-03	2021-04	2021-05	2021-06	2021-07	2021-08	2021-09	2021-10	2021-11	2021-12	2022-01
Threshold Percentile	95.0%	95.0%	95.0%	95.0%	95.0%	95.0%	95.0%	95.0%	95.0%	95.0%	95.0%	95.0%	95.0%
Email Count	0	1	0	5	1	46	0	31	19	1	2	0	4
Mean Time	—	3.00ms	—	1.80ms	2.00ms	1.93ms	—	2.03ms	2.42ms	1.00ms	1.50ms	—	1.50ms
Shortest Time	—	3.00ms	—	1.00ms	2.00ms	1.00ms	—	1.00ms	2.00ms	1.00ms	1.00ms	—	1.00ms
Longest Time	—	3.00ms	—	2.00ms	2.00ms	3.00ms	—	3.00ms	3.00ms	1.00ms	2.00ms	—	2.00ms
Median Time	—	3.00ms	—	2.00ms	2.00ms	2.00ms	—	2.00ms	2.00ms	1.00ms	1.50ms	—	1.50ms
PStDev Time	—	0.00ms	—	0.40ms	0.00ms	0.48ms	—	0.59ms	0.49ms	0.00ms	0.50ms	—	0.50ms

ccTLD Creation/Transfer	2021-01	2021-02	2021-03	2021-04	2021-05	2021-06	2021-07	2021-08	2021-09	2021-10	2021-11	2021-12	2022-01
Dispatch Time	—	1.00ms	—	—	2.00ms	—	—	—	—	—	—	—	1.00ms
Monthly Threshold	60000ms	60000ms	60000ms	60000ms	60000ms	60000ms	60000ms	60000ms	60000ms	60000ms	60000ms	60000ms	60000ms
Threshold Percentile	95.0%	95.0%	95.0%	95.0%	95.0%	95.0%	95.0%	95.0%	95.0%	95.0%	95.0%	95.0%	95.0%
Email Count	0	1	0	0	1	0	0	0	0	0	0	0	1
Mean Time	—	1.00ms	—	—	2.00ms	—	—	—	—	—	—	—	1.00ms
Shortest Time	—	1.00ms	—	—	2.00ms	—	—	—	—	—	—	—	1.00ms
Longest Time	—	1.00ms	—	—	2.00ms	—	—	—	—	—	—	—	1.00ms
Median Time	—	1.00ms	—	—	2.00ms	—	—	—	—	—	—	—	1.00ms
PStDev Time	—	0.00ms	—	—	0.00ms	—	—	—	—	—	—	—	0.00ms

Other Changes	2021-01	2021-02	2021-03	2021-04	2021-05	2021-06	2021-07	2021-08	2021-09	2021-10	2021-11	2021-12	2022-01
Dispatch Time	—	—	—	2.00ms	—	—	—	—	1.00ms	—	1.00ms	—	—
Monthly Threshold	60000ms	60000ms	60000ms	60000ms	60000ms	60000ms	60000ms	60000ms	60000ms	60000ms	60000ms	60000ms	60000ms
Threshold Percentile	95.0%	95.0%	95.0%	95.0%	95.0%	95.0%	95.0%	95.0%	95.0%	95.0%	95.0%	95.0%	95.0%
Email Count	0	0	0	1	0	0	0	0	1	0	1	0	0
Mean Time	—	—	—	2.00ms	—	—	—	—	1.00ms	—	1.00ms	—	—
Shortest Time	—	—	—	2.00ms	—	—	—	—	1.00ms	—	1.00ms	—	—
Longest Time	—	—	—	2.00ms	—	—	—	—	1.00ms	—	1.00ms	—	—
Median Time	—	—	—	2.00ms	—	—	—	—	1.00ms	—	1.00ms	—	—
PStDev Time	—	—	—	0.00ms	—	—	—	—	0.00ms	—	0.00ms	—	—

## Recognition of Confirmation

Time for response to be affirmed by IANA.



Routine (Technical)	2021-01	2021-02	2021-03	2021-04	2021-05	2021-06	2021-07	2021-08	2021-09	2021-10	2021-11	2021-12	2022-01
Affirmation Time	1.00ms	1.00ms	1.00ms	1.25ms	1.00ms	1.00ms	1.00ms	1.00ms	1.00ms	1.00ms	1.00ms	2.15ms	1.00ms
Monthly Threshold	60000ms	60000ms	60000ms	60000ms	60000ms	60000ms	60000ms	60000ms	60000ms	60000ms	60000ms	60000ms	60000ms
Threshold Percentile	95.0%	95.0%	95.0%	95.0%	95.0%	95.0%	95.0%	95.0%	95.0%	95.0%	95.0%	95.0%	95.0%
Affirmation Count	49	47	60	20	42	35	269	16	23	233	509	18	52
Mean Time	0.29ms	0.43ms	0.27ms	0.65ms	0.33ms	0.09ms	0.17ms	0.31ms	0.35ms	0.21ms	0.21ms	0.67ms	0.10ms
Shortest Time	0.00ms	0.00ms	0.00ms	0.00ms	0.00ms	0.00ms	0.00ms	0.00ms	0.00ms	0.00ms	0.00ms	0.00ms	0.00ms
Longest Time	1.00ms	7.00ms	6.00ms	6.00ms	2.00ms	1.00ms	1.00ms	1.00ms	2.00ms	3.00ms	4.00ms	3.00ms	1.00ms
Median Time	0.00ms	0.00ms	0.00ms	0.00ms	0.00ms	0.00ms	0.00ms	0.00ms	0.00ms	0.00ms	0.00ms	0.00ms	0.00ms
PStDev Time	0.45ms	1.07ms	0.83ms	1.31ms	0.52ms	0.28ms	0.38ms	0.46ms	0.56ms	0.44ms	0.44ms	0.94ms	0.29ms

Routine (Non-Technical)	2021-01	2021-02	2021-03	2021-04	2021-05	2021-06	2021-07	2021-08	2021-09	2021-10	2021-11	2021-12	2022-01
Affirmation Time	1.00ms	1.00ms	1.00ms	1.00ms	1.00ms	1.00ms	1.00ms	1.00ms	1.00ms	1.00ms	1.00ms	1.00ms	0.45ms
Monthly Threshold	60000ms	60000ms	60000ms	60000ms	60000ms	60000ms	60000ms	60000ms	60000ms	60000ms	60000ms	60000ms	60000ms
Threshold Percentile	95.0%	95.0%	95.0%	95.0%	95.0%	95.0%	95.0%	95.0%	95.0%	95.0%	95.0%	95.0%	95.0%
Affirmation Count	43	31	47	13	218	216	22	14	32	70	19	49	12
Mean Time	0.21ms	0.13ms	0.34ms	0.31ms	0.13ms	0.15ms	0.14ms	0.21ms	0.28ms	0.16ms	0.11ms	0.18ms	0.08ms
Shortest Time	0.00ms	0.00ms	0.00ms	0.00ms	0.00ms	0.00ms	0.00ms	0.00ms	0.00ms	0.00ms	0.00ms	0.00ms	0.00ms
Longest Time	1.00ms	1.00ms	1.00ms	1.00ms	1.00ms	1.00ms	1.00ms	1.00ms	4.00ms	1.00ms	1.00ms	5.00ms	1.00ms
Median Time	0.00ms	0.00ms	0.00ms	0.00ms	0.00ms	0.00ms	0.00ms	0.00ms	0.00ms	0.00ms	0.00ms	0.00ms	0.00ms
PStDev Time	0.41ms	0.34ms	0.47ms	0.46ms	0.33ms	0.36ms	0.34ms	0.41ms	0.76ms	0.36ms	0.31ms	0.75ms	0.28ms

gTLD Creation/Transfer	2021-01	2021-02	2021-03	2021-04	2021-05	2021-06	2021-07	2021-08	2021-09	2021-10	2021-11	2021-12	2022-01
Affirmation Time	—	0.00ms	—	1.00ms	0.00ms	1.00ms	—	0.45ms	1.00ms	0.00ms	0.00ms	—	0.95ms
Monthly Threshold	60000ms	60000ms	60000ms	60000ms	60000ms	60000ms	60000ms	60000ms	60000ms	60000ms	60000ms	60000ms	60000ms
Threshold Percentile	95.0%	95.0%	95.0%	95.0%	95.0%	95.0%	95.0%	95.0%	95.0%	95.0%	95.0%	95.0%	95.0%
Affirmation Count	0	1	0	5	1	46	0	12	19	1	1	0	2
Mean Time	—	0.00ms	—	0.40ms	0.00ms	0.13ms	—	0.08ms	0.11ms	0.00ms	0.00ms	—	0.50ms
Shortest Time	—	0.00ms	—	0.00ms	0.00ms	0.00ms	—	0.00ms	0.00ms	0.00ms	0.00ms	—	0.00ms

gTLD Creation/Transfer	2021-01	2021-02	2021-03	2021-04	2021-05	2021-06	2021-07	2021-08	2021-09	2021-10	2021-11	2021-12	2022-01
Longest Time	—	0.00ms	—	1.00ms	0.00ms	1.00ms	—	1.00ms	1.00ms	0.00ms	0.00ms	—	1.00ms
Median Time	—	0.00ms	—	0.00ms	0.00ms	0.00ms	—	0.00ms	0.00ms	0.00ms	0.00ms	—	0.50ms
PStDev Time	—	0.00ms	—	0.49ms	0.00ms	0.34ms	—	0.28ms	0.31ms	0.00ms	0.00ms	—	0.50ms

ccTLD Creation/Transfer	2021-01	2021-02	2021-03	2021-04	2021-05	2021-06	2021-07	2021-08	2021-09	2021-10	2021-11	2021-12	2022-01
Affirmation Time	—	0.00ms	—	—	—	—	—	—	—	—	—	—	—
Monthly Threshold	60000ms	60000ms	60000ms	60000ms	60000ms	60000ms	60000ms	60000ms	60000ms	60000ms	60000ms	60000ms	60000ms
Threshold Percentile	95.0%	95.0%	95.0%	95.0%	95.0%	95.0%	95.0%	95.0%	95.0%	95.0%	95.0%	95.0%	95.0%
Affirmation Count	0	1	0	0	0	0	0	0	0	0	0	0	0
Mean Time	—	0.00ms	—	—	—	—	—	—	—	—	—	—	—
Shortest Time	—	0.00ms	—	—	—	—	—	—	—	—	—	—	—
Longest Time	—	0.00ms	—	—	—	—	—	—	—	—	—	—	—
Median Time	—	0.00ms	—	—	—	—	—	—	—	—	—	—	—
PStDev Time	—	0.00ms	—	—	—	—	—	—	—	—	—	—	—

Other Changes	2021-01	2021-02	2021-03	2021-04	2021-05	2021-06	2021-07	2021-08	2021-09	2021-10	2021-11	2021-12	2022-01
Affirmation Time	—	0.00ms	1.00ms	0.00ms	—	—	—	—	0.00ms	0.90ms	0.00ms	1.00ms	—
Monthly Threshold	60000ms	60000ms	60000ms	60000ms	60000ms	60000ms	60000ms	60000ms	60000ms	60000ms	60000ms	60000ms	60000ms
Threshold Percentile	95.0%	95.0%	95.0%	95.0%	95.0%	95.0%	95.0%	95.0%	95.0%	95.0%	95.0%	95.0%	95.0%
Affirmation Count	0	2	1	5	0	0	0	0	2	3	1	7	0
Mean Time	—	0.00ms	1.00ms	0.00ms	—	—	—	—	0.00ms	0.33ms	0.00ms	0.29ms	—
Shortest Time	—	0.00ms	1.00ms	0.00ms	—	—	—	—	0.00ms	0.00ms	0.00ms	0.00ms	—
Longest Time	—	0.00ms	1.00ms	0.00ms	—	—	—	—	0.00ms	1.00ms	0.00ms	1.00ms	—
Median Time	—	0.00ms	1.00ms	0.00ms	—	—	—	—	0.00ms	0.00ms	0.00ms	0.00ms	—
PStDev Time	—	0.00ms	0.00ms	0.00ms	—	—	—	—	0.00ms	0.47ms	0.00ms	0.45ms	—





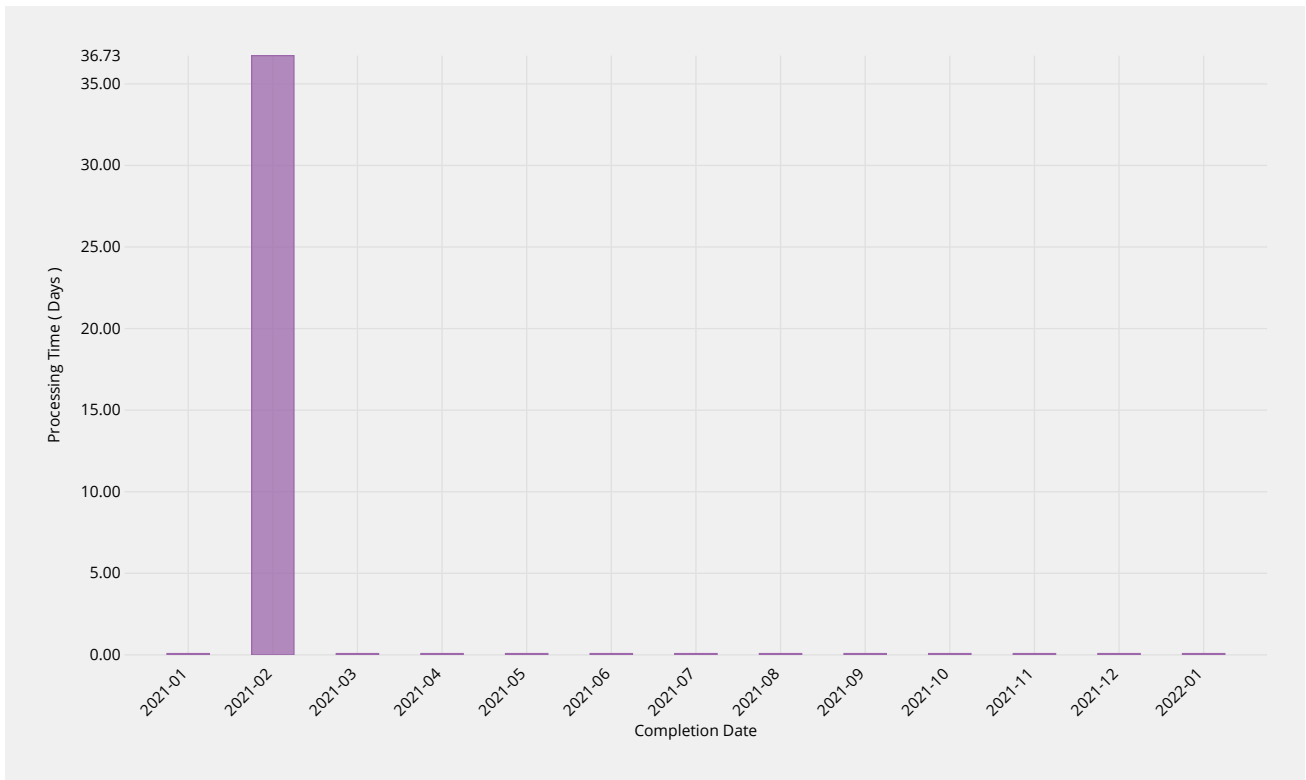
gTLD Creation/Transfer	2021-01	2021-02	2021-03	2021-04	2021-05	2021-06	2021-07	2021-08	2021-09	2021-10	2021-11	2021-12	2022-01
Request Count	0	1	0	5	1	46	0	12	19	1	1	0	2
Mean Time	—	0.04d	—	2.01d	0.06d	0.01d	—	0.11d	0.04d	1.96d	0.23d	—	0.01d
Shortest Time	—	0.04d	—	2.01d	0.06d	0.00d	—	0.02d	0.04d	1.96d	0.23d	—	0.01d
Longest Time	—	0.04d	—	2.01d	0.06d	0.12d	—	0.33d	0.05d	1.96d	0.23d	—	0.02d
Median Time	—	0.04d	—	2.01d	0.06d	0.00d	—	0.06d	0.04d	1.96d	0.23d	—	0.01d
PStDev Time	—	0.00d	—	0.00d	0.00d	0.03d	—	0.10d	0.00d	0.00d	0.00d	—	0.00d

ccTLD Creation/Transfer	2021-01	2021-02	2021-03	2021-04	2021-05	2021-06	2021-07	2021-08	2021-09	2021-10	2021-11	2021-12	2022-01
Processing Time	—	73.14d	—	—	—	—	—	—	—	—	—	—	—
Monthly Threshold	—	—	—	—	—	—	—	—	—	—	—	—	—
Threshold Percentile	—	—	—	—	—	—	—	—	—	—	—	—	—
Request Count	0	1	0	0	0	0	0	0	0	0	0	0	0
Mean Time	—	73.14d	—	—	—	—	—	—	—	—	—	—	—
Shortest Time	—	73.14d	—	—	—	—	—	—	—	—	—	—	—
Longest Time	—	73.14d	—	—	—	—	—	—	—	—	—	—	—
Median Time	—	73.14d	—	—	—	—	—	—	—	—	—	—	—
PStDev Time	—	0.00d	—	—	—	—	—	—	—	—	—	—	—

Other Changes	2021-01	2021-02	2021-03	2021-04	2021-05	2021-06	2021-07	2021-08	2021-09	2021-10	2021-11	2021-12	2022-01
Processing Time	—	0.12d	0.16d	0.64d	—	—	—	—	0.87d	1.24d	0.62d	1.58d	—
Monthly Threshold	—	—	—	—	—	—	—	—	—	—	—	—	—
Threshold Percentile	—	—	—	—	—	—	—	—	—	—	—	—	—
Request Count	0	2	1	5	0	0	0	0	2	3	1	7	0
Mean Time	—	0.12d	0.16d	0.18d	—	—	—	—	0.46d	0.46d	0.62d	0.26d	—
Shortest Time	—	0.11d	0.16d	0.03d	—	—	—	—	0.05d	0.06d	0.62d	0.04d	—
Longest Time	—	0.12d	0.16d	0.64d	—	—	—	—	0.87d	1.24d	0.62d	1.58d	—
Median Time	—	0.12d	0.16d	0.07d	—	—	—	—	0.46d	0.09d	0.62d	0.04d	—
PStDev Time	—	0.00d	0.00d	0.23d	—	—	—	—	0.41d	0.55d	0.00d	0.54d	—

### Third Party Approval

Time for third party review of request (e.g. by ICANN Board of Directors, PTI Board or other relevant verification parties).









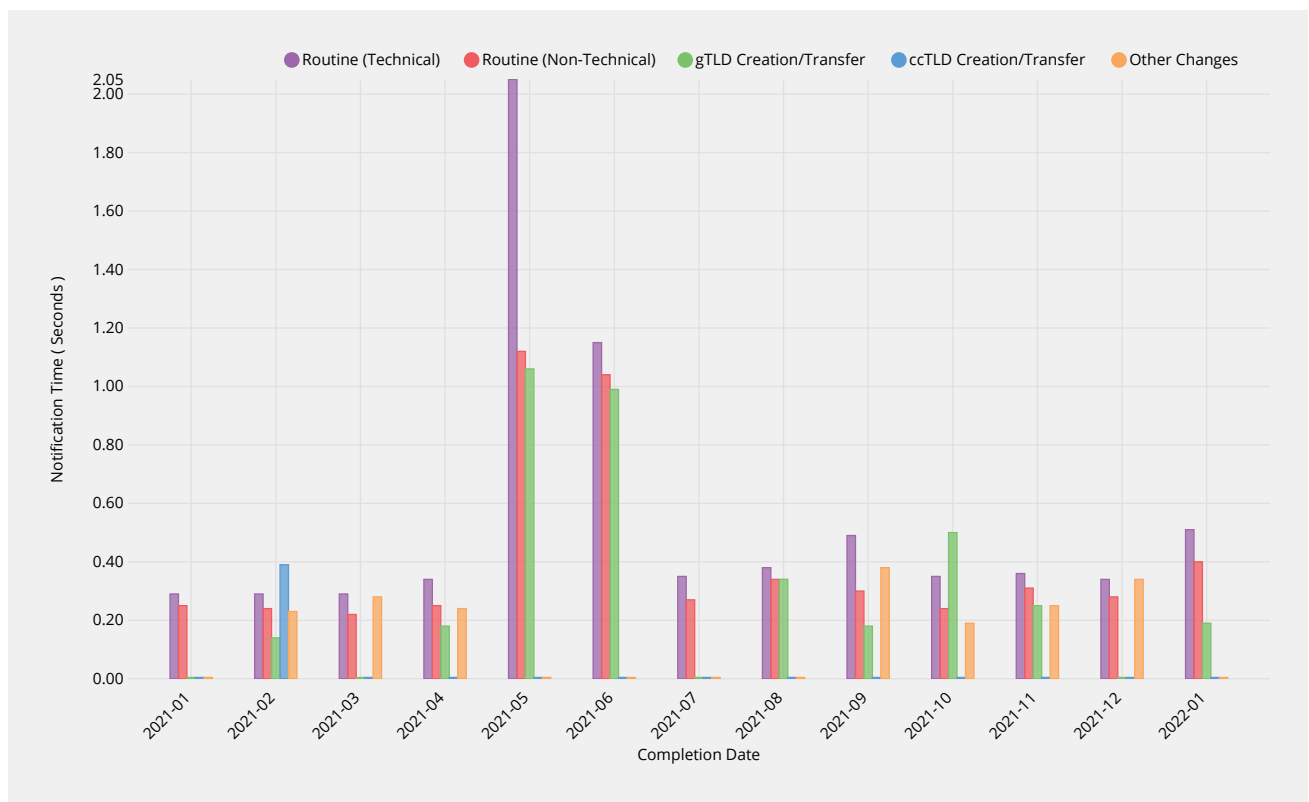


ccTLD Creation/Transfer	2021-01	2021-02	2021-03	2021-04	2021-05	2021-06	2021-07	2021-08	2021-09	2021-10	2021-11	2021-12	2022-01
Publication Count	0	1	0	0	0	0	0	0	0	0	0	0	0
Mean Time	—	5.91h	—	—	—	—	—	—	—	—	—	—	—
Shortest Time	—	5.91h	—	—	—	—	—	—	—	—	—	—	—
Longest Time	—	5.91h	—	—	—	—	—	—	—	—	—	—	—
Median Time	—	5.91h	—	—	—	—	—	—	—	—	—	—	—
PStDev Time	—	0.00h	—	—	—	—	—	—	—	—	—	—	—

Other Changes	2021-01	2021-02	2021-03	2021-04	2021-05	2021-06	2021-07	2021-08	2021-09	2021-10	2021-11	2021-12	2022-01
Publication Time	—	20.54h	25.31h	3.41h	—	—	—	—	6.57h	19.87h	7.28h	2.72h	—
Monthly Threshold	—	—	—	—	—	—	—	—	—	—	—	—	—
Threshold Percentile	—	—	—	—	—	—	—	—	—	—	—	—	—
Publication Count	0	2	1	4	0	0	0	0	2	3	1	7	0
Mean Time	—	20.54h	25.31h	3.28h	—	—	—	—	6.01h	15.11h	7.28h	2.09h	—
Shortest Time	—	20.53h	25.31h	3.20h	—	—	—	—	5.45h	7.05h	7.28h	1.98h	—
Longest Time	—	20.54h	25.31h	3.41h	—	—	—	—	6.57h	19.87h	7.28h	2.72h	—
Median Time	—	20.54h	25.31h	3.25h	—	—	—	—	6.01h	18.43h	7.28h	1.99h	—
PStDev Time	—	0.00h	0.00h	0.09h	—	—	—	—	0.56h	5.74h	0.00h	0.25h	—

## Notification of Completion

Time to notify requester of change completion following publication of requested changes.



Routine (Technical)	2021-01	2021-02	2021-03	2021-04	2021-05	2021-06	2021-07	2021-08	2021-09	2021-10	2021-11	2021-12	2022-01
Notification Time	0.29s	0.29s	0.29s	0.34s	2.05s	1.15s	0.35s	0.38s	0.49s	0.35s	0.36s	0.34s	0.51s
Monthly Threshold	60s	60s	60s	60s	60s	60s	60s	60s	60s	60s	60s	60s	60s
Threshold Percentile	95.0%	95.0%	95.0%	95.0%	95.0%	95.0%	95.0%	95.0%	95.0%	95.0%	95.0%	95.0%	95.0%
Notification Count	49	47	60	20	42	34	268	16	23	233	509	18	51
Mean Time	0.21s	0.17s	0.19s	0.23s	1.07s	0.35s	0.19s	0.22s	0.26s	0.22s	0.23s	0.21s	0.27s
Shortest Time	0.13s	0.12s	0.13s	0.15s	0.16s	0.14s	0.13s	0.13s	0.14s	0.13s	0.12s	0.14s	0.13s
Longest Time	1.29s	0.32s	0.35s	0.37s	2.11s	2.00s	0.49s	0.39s	0.54s	1.14s	2.76s	0.42s	0.56s
Median Time	0.19s	0.17s	0.17s	0.21s	1.04s	0.20s	0.17s	0.17s	0.26s	0.20s	0.21s	0.18s	0.27s
PStDev Time	0.16s	0.05s	0.05s	0.06s	0.61s	0.41s	0.07s	0.09s	0.10s	0.08s	0.18s	0.07s	0.11s

Routine (Non-Technical)	2021-01	2021-02	2021-03	2021-04	2021-05	2021-06	2021-07	2021-08	2021-09	2021-10	2021-11	2021-12	2022-01
Notification Time	0.25s	0.24s	0.22s	0.25s	1.12s	1.04s	0.27s	0.34s	0.30s	0.24s	0.31s	0.28s	0.40s
Monthly Threshold	60s	60s	60s	60s	60s	60s	60s	60s	60s	60s	60s	60s	60s
Threshold Percentile	95.0%	95.0%	95.0%	95.0%	95.0%	95.0%	95.0%	95.0%	95.0%	95.0%	95.0%	95.0%	95.0%
Notification Count	37	30	46	12	216	216	22	14	32	70	19	49	12
Mean Time	0.35s	0.19s	0.18s	0.20s	0.93s	0.40s	0.19s	0.20s	0.18s	0.15s	0.20s	0.19s	0.22s
Shortest Time	0.14s	0.13s	0.13s	0.16s	0.19s	0.12s	0.14s	0.14s	0.13s	0.13s	0.13s	0.14s	0.14s
Longest Time	6.27s	0.24s	0.35s	0.28s	1.70s	8.28s	0.34s	0.43s	0.32s	0.28s	0.31s	0.36s	0.45s
Median Time	0.19s	0.18s	0.18s	0.19s	0.93s	0.15s	0.17s	0.16s	0.15s	0.14s	0.18s	0.17s	0.16s
PStDev Time	0.99s	0.03s	0.04s	0.03s	0.15s	0.66s	0.05s	0.08s	0.06s	0.03s	0.06s	0.05s	0.10s

gTLD Creation/Transfer	2021-01	2021-02	2021-03	2021-04	2021-05	2021-06	2021-07	2021-08	2021-09	2021-10	2021-11	2021-12	2022-01
Notification Time	—	0.14s	—	0.18s	1.06s	0.99s	—	0.34s	0.18s	0.50s	0.25s	—	0.19s
Monthly Threshold	60s	60s	60s	60s	60s	60s	60s	60s	60s	60s	60s	60s	60s
Threshold Percentile	95.0%	95.0%	95.0%	95.0%	95.0%	95.0%	95.0%	95.0%	95.0%	95.0%	95.0%	95.0%	95.0%
Notification Count	0	1	0	5	1	46	0	12	19	1	1	0	2
Mean Time	—	0.14s	—	0.16s	1.06s	0.83s	—	0.21s	0.15s	0.50s	0.25s	—	0.17s
Shortest Time	—	0.14s	—	0.12s	1.06s	0.14s	—	0.14s	0.14s	0.50s	0.25s	—	0.15s
Longest Time	—	0.14s	—	0.18s	1.06s	1.07s	—	0.36s	0.18s	0.50s	0.25s	—	0.20s
Median Time	—	0.14s	—	0.16s	1.06s	0.92s	—	0.15s	0.14s	0.50s	0.25s	—	0.17s
PStDev Time	—	0.00s	—	0.02s	0.00s	0.26s	—	0.08s	0.01s	0.00s	0.00s	—	0.02s

ccTLD Creation/Transfer	2021-01	2021-02	2021-03	2021-04	2021-05	2021-06	2021-07	2021-08	2021-09	2021-10	2021-11	2021-12	2022-01
Notification Time	—	0.39s	—	—	—	—	—	—	—	—	—	—	—
Monthly Threshold	60s	60s	60s	60s	60s	60s	60s	60s	60s	60s	60s	60s	60s
Threshold Percentile	95.0%	95.0%	95.0%	95.0%	95.0%	95.0%	95.0%	95.0%	95.0%	95.0%	95.0%	95.0%	95.0%
Notification Count	0	1	0	0	0	0	0	0	0	0	0	0	0
Mean Time	—	0.39s	—	—	—	—	—	—	—	—	—	—	—
Shortest Time	—	0.39s	—	—	—	—	—	—	—	—	—	—	—
Longest Time	—	0.39s	—	—	—	—	—	—	—	—	—	—	—
Median Time	—	0.39s	—	—	—	—	—	—	—	—	—	—	—
PStDev Time	—	0.00s	—	—	—	—	—	—	—	—	—	—	—

Other Changes	2021-01	2021-02	2021-03	2021-04	2021-05	2021-06	2021-07	2021-08	2021-09	2021-10	2021-11	2021-12	2022-01
Notification Time	—	0.23s	0.28s	0.24s	—	—	—	—	0.38s	0.19s	0.25s	0.34s	—
Monthly Threshold	60s	60s	60s	60s	60s	60s	60s	60s	60s	60s	60s	60s	60s
Threshold Percentile	95.0%	95.0%	95.0%	95.0%	95.0%	95.0%	95.0%	95.0%	95.0%	95.0%	95.0%	95.0%	95.0%
Notification Count	0	2	1	5	0	0	0	0	2	3	1	7	0
Mean Time	—	0.21s	0.28s	0.19s	—	—	—	—	0.33s	0.17s	0.25s	0.22s	—
Shortest Time	—	0.18s	0.28s	0.14s	—	—	—	—	0.28s	0.15s	0.25s	0.17s	—
Longest Time	—	0.23s	0.28s	0.24s	—	—	—	—	0.39s	0.19s	0.25s	0.35s	—
Median Time	—	0.21s	0.28s	0.19s	—	—	—	—	0.33s	0.18s	0.25s	0.17s	—
PStDev Time	—	0.02s	0.00s	0.04s	—	—	—	—	0.05s	0.02s	0.00s	0.07s	—





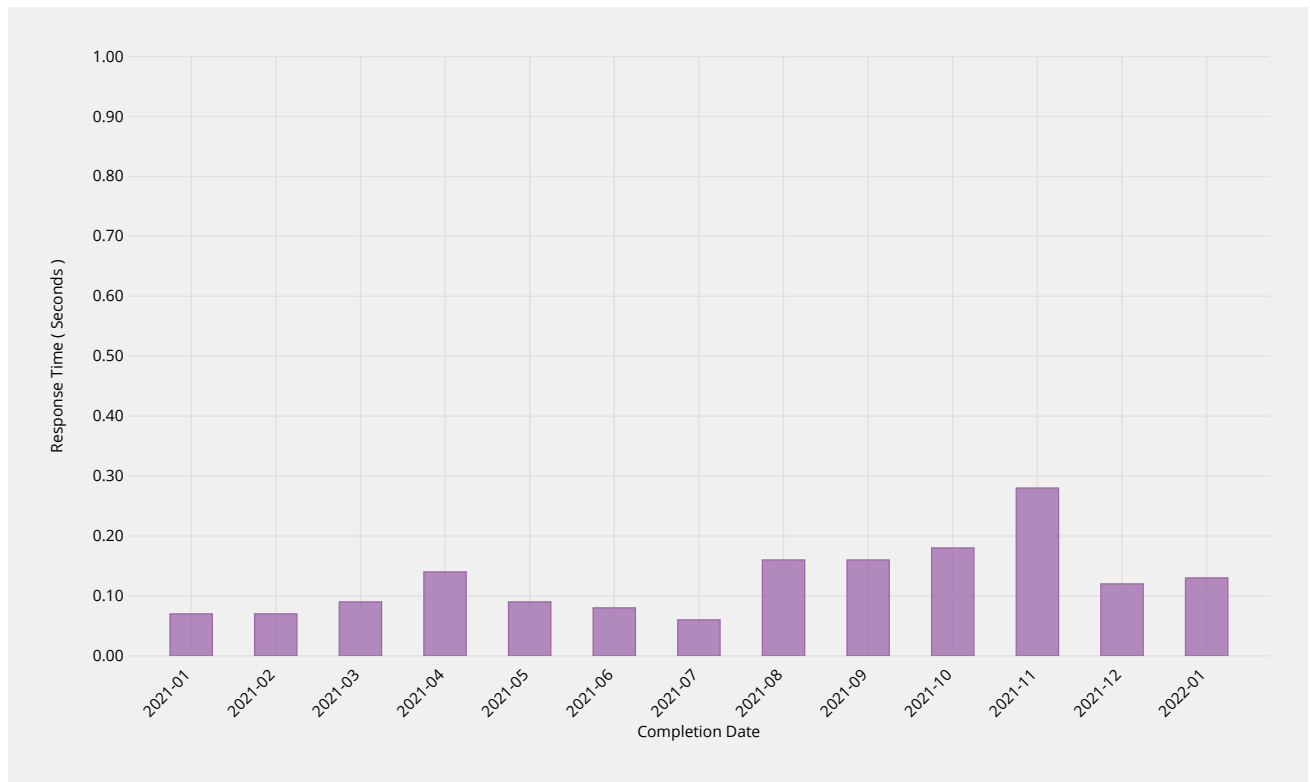






## Credential Recovery

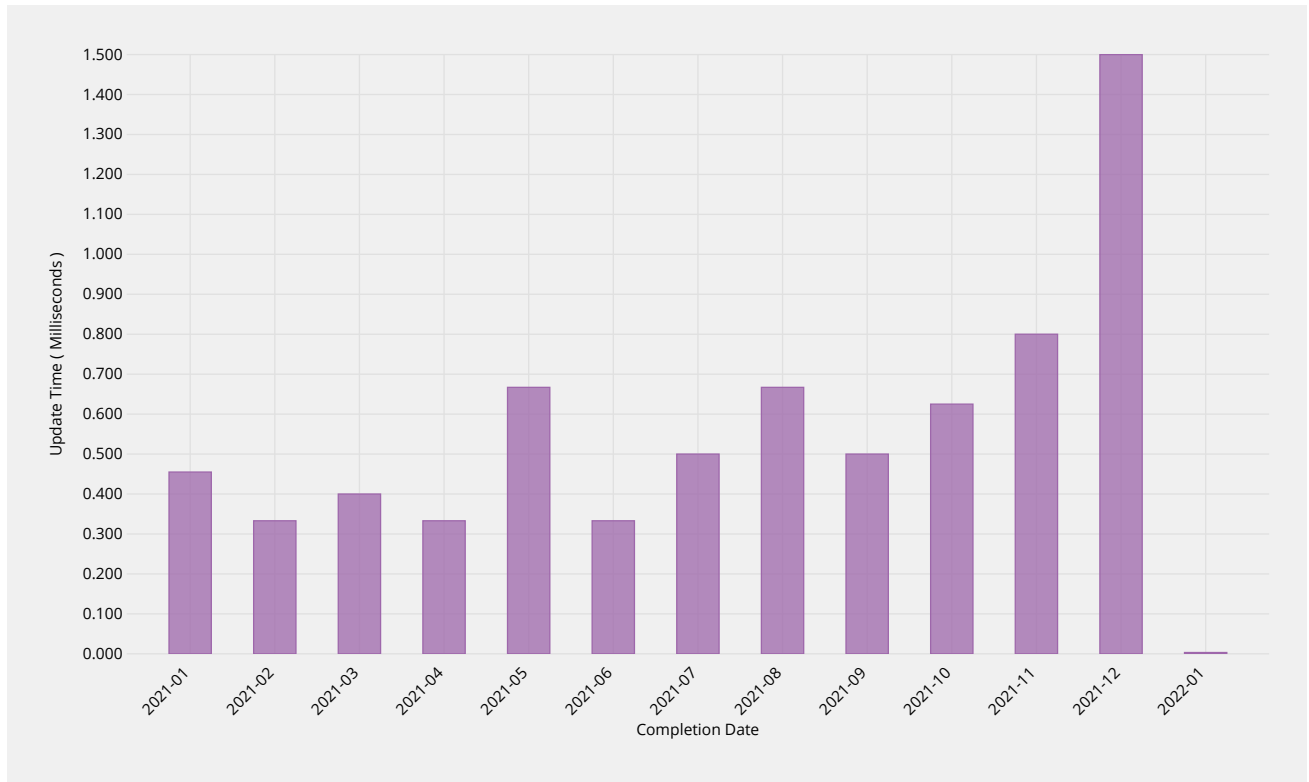
Time to dispatch confirmation email of forgotten password.



Credential Recovery Response	2021-01	2021-02	2021-03	2021-04	2021-05	2021-06	2021-07	2021-08	2021-09	2021-10	2021-11	2021-12	2022-01
Response Time	0.07s	0.07s	0.09s	0.14s	0.09s	0.08s	0.06s	0.16s	0.16s	0.18s	0.28s	0.12s	0.13s
Monthly Threshold	60s	60s	60s	60s	60s	60s	60s	60s	60s	60s	60s	60s	60s
Threshold Percentile	95.0%	95.0%	95.0%	95.0%	95.0%	95.0%	95.0%	95.0%	95.0%	95.0%	95.0%	95.0%	95.0%
Response Count	11	5	6	7	5	11	2	7	2	9	9	4	2
Mean Time	0.06s	0.06s	0.06s	0.08s	0.06s	0.05s	0.04s	0.11s	0.15s	0.11s	0.10s	0.06s	0.09s
Shortest Time	0.06s	0.05s	0.05s	0.05s	0.05s	0.01s	0.01s	0.05s	0.14s	0.04s	0.02s	0.01s	0.04s
Longest Time	0.07s	0.07s	0.09s	0.16s	0.10s	0.08s	0.06s	0.16s	0.16s	0.20s	0.38s	0.13s	0.14s
Median Time	0.07s	0.06s	0.06s	0.07s	0.06s	0.05s	0.04s	0.09s	0.15s	0.12s	0.06s	0.05s	0.09s
PStDev Time	0.01s	0.01s	0.01s	0.04s	0.02s	0.02s	0.02s	0.04s	0.01s	0.05s	0.10s	0.04s	0.05s

## Credential Change

Time to implement new password within the system.

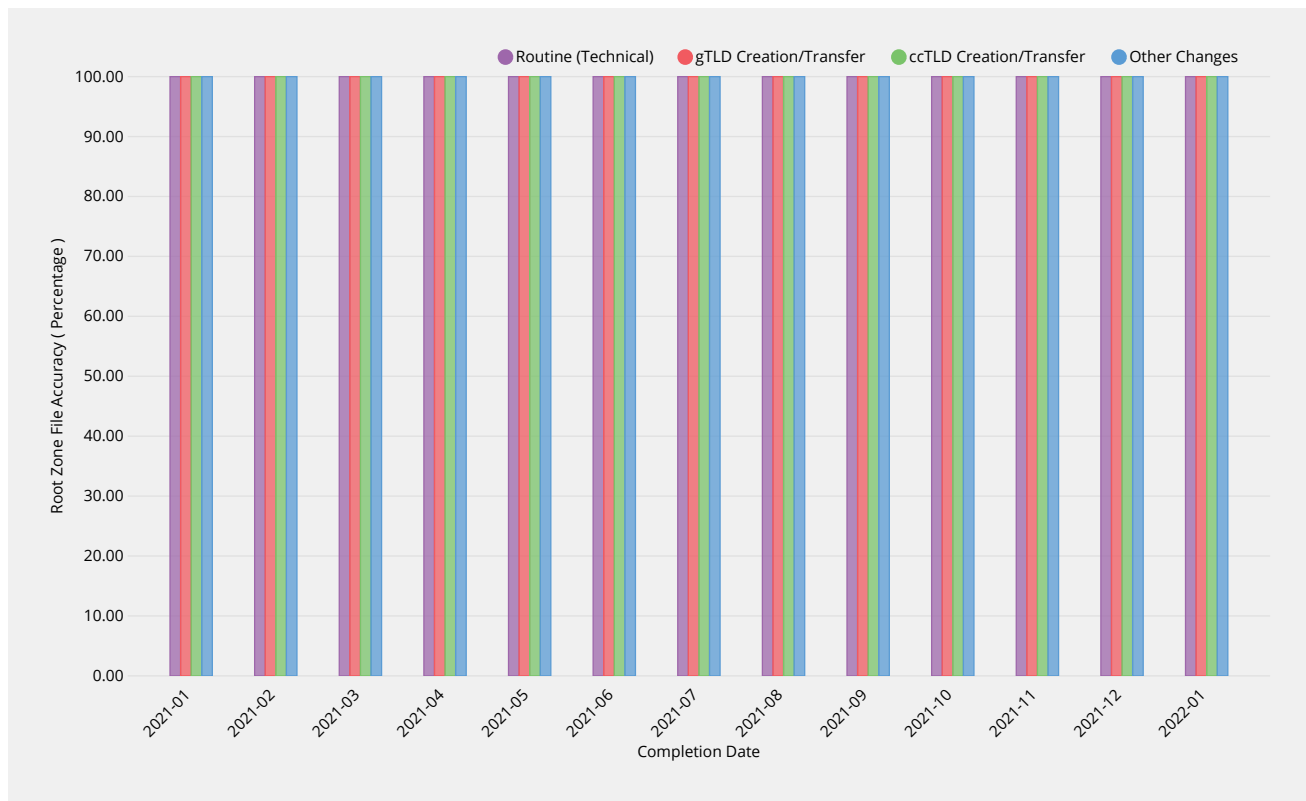


Credential Change	2021-01	2021-02	2021-03	2021-04	2021-05	2021-06	2021-07	2021-08	2021-09	2021-10	2021-11	2021-12	2022-01
Update Time	1.500ms	0.900ms	1.000ms	1.000ms	1.000ms	1.000ms	0.950ms	1.750ms	0.950ms	1.650ms	1.000ms	1.950ms	0.000ms
Monthly Threshold	300000ms	300000ms	300000ms	300000ms	300000ms	300000ms	300000ms	300000ms	300000ms	300000ms	300000ms	300000ms	300000ms
Threshold Percentile	95.0%	95.0%	95.0%	95.0%	95.0%	95.0%	95.0%	95.0%	95.0%	95.0%	95.0%	95.0%	95.0%
Update Count	11	3	5	6	3	9	2	6	2	8	5	2	2
Mean Time	0.455ms	0.333ms	0.400ms	0.333ms	0.667ms	0.333ms	0.500ms	0.667ms	0.500ms	0.625ms	0.800ms	1.500ms	0.000ms
Shortest Time	0.000ms	0.000ms	0.000ms	0.000ms	0.000ms	0.000ms	0.000ms	0.000ms	0.000ms	0.000ms	0.000ms	1.000ms	0.000ms
Longest Time	2.000ms	1.000ms	1.000ms	1.000ms	1.000ms	1.000ms	1.000ms	2.000ms	1.000ms	2.000ms	1.000ms	2.000ms	0.000ms
Median Time	0.000ms	0.000ms	0.000ms	0.000ms	1.000ms	0.000ms	0.500ms	0.500ms	0.500ms	0.500ms	1.000ms	1.500ms	0.000ms
PStDev Time	0.656ms	0.471ms	0.490ms	0.471ms	0.471ms	0.471ms	0.500ms	0.745ms	0.500ms	0.696ms	0.400ms	0.500ms	0.000ms

# Accuracy

## Root Zone File

Root zone file data published in the root zone matches that provided in the change request.



Routine (Technical)	2021-01	2021-02	2021-03	2021-04	2021-05	2021-06	2021-07	2021-08	2021-09	2021-10	2021-11	2021-12	2022-01
Accuracy	100.00%	100.00%	100.00%	100.00%	100.00%	100.00%	100.00%	100.00%	100.00%	100.00%	100.00%	100.00%	100.00%
Monthly Threshold	100%	100%	100%	100%	100%	100%	100%	100%	100%	100%	100%	100%	100%
Incident Count	0	0	0	0	0	0	0	0	0	0	0	0	0
Request Count	49	47	60	20	42	34	269	16	23	233	509	18	51

gTLD Creation/Transfer	2021-01	2021-02	2021-03	2021-04	2021-05	2021-06	2021-07	2021-08	2021-09	2021-10	2021-11	2021-12	2022-01
Accuracy	100.00%	100.00%	100.00%	100.00%	100.00%	100.00%	100.00%	100.00%	100.00%	100.00%	100.00%	100.00%	100.00%
Monthly Threshold	100%	100%	100%	100%	100%	100%	100%	100%	100%	100%	100%	100%	100%
Incident Count	0	0	0	0	0	0	0	0	0	0	0	0	0
Request Count	0	1	0	5	1	46	0	12	19	1	1	0	2

ccTLD Creation/Transfer	2021-01	2021-02	2021-03	2021-04	2021-05	2021-06	2021-07	2021-08	2021-09	2021-10	2021-11	2021-12	2022-01
Accuracy	100.00%	100.00%	100.00%	100.00%	100.00%	100.00%	100.00%	100.00%	100.00%	100.00%	100.00%	100.00%	100.00%
Monthly Threshold	100%	100%	100%	100%	100%	100%	100%	100%	100%	100%	100%	100%	100%
Incident Count	0	0	0	0	0	0	0	0	0	0	0	0	0
Request Count	0	1	0	0	0	0	0	0	0	0	0	0	0

Other Changes	2021-01	2021-02	2021-03	2021-04	2021-05	2021-06	2021-07	2021-08	2021-09	2021-10	2021-11	2021-12	2022-01
Accuracy	100.00%	100.00%	100.00%	100.00%	100.00%	100.00%	100.00%	100.00%	100.00%	100.00%	100.00%	100.00%	100.00%
Monthly Threshold	100%	100%	100%	100%	100%	100%	100%	100%	100%	100%	100%	100%	100%
Incident Count	0	0	0	0	0	0	0	0	0	0	0	0	0
Request Count	0	2	1	5	0	0	0	0	2	3	1	7	0



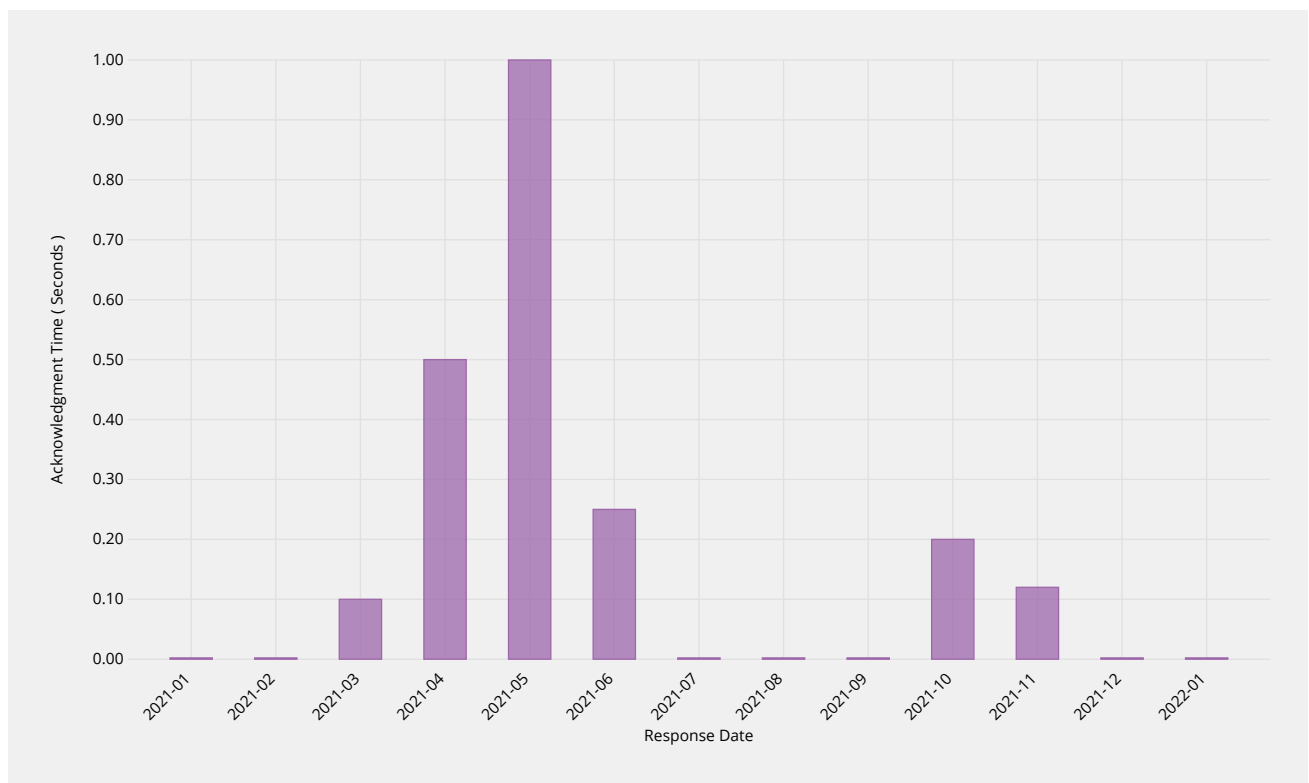


Other Changes	2021-01	2021-02	2021-03	2021-04	2021-05	2021-06	2021-07	2021-08	2021-09	2021-10	2021-11	2021-12	2022-01
Request Count	0	2	1	5	0	0	0	0	2	3	1	7	0

## Enquiry Processing

### Time to acknowledge

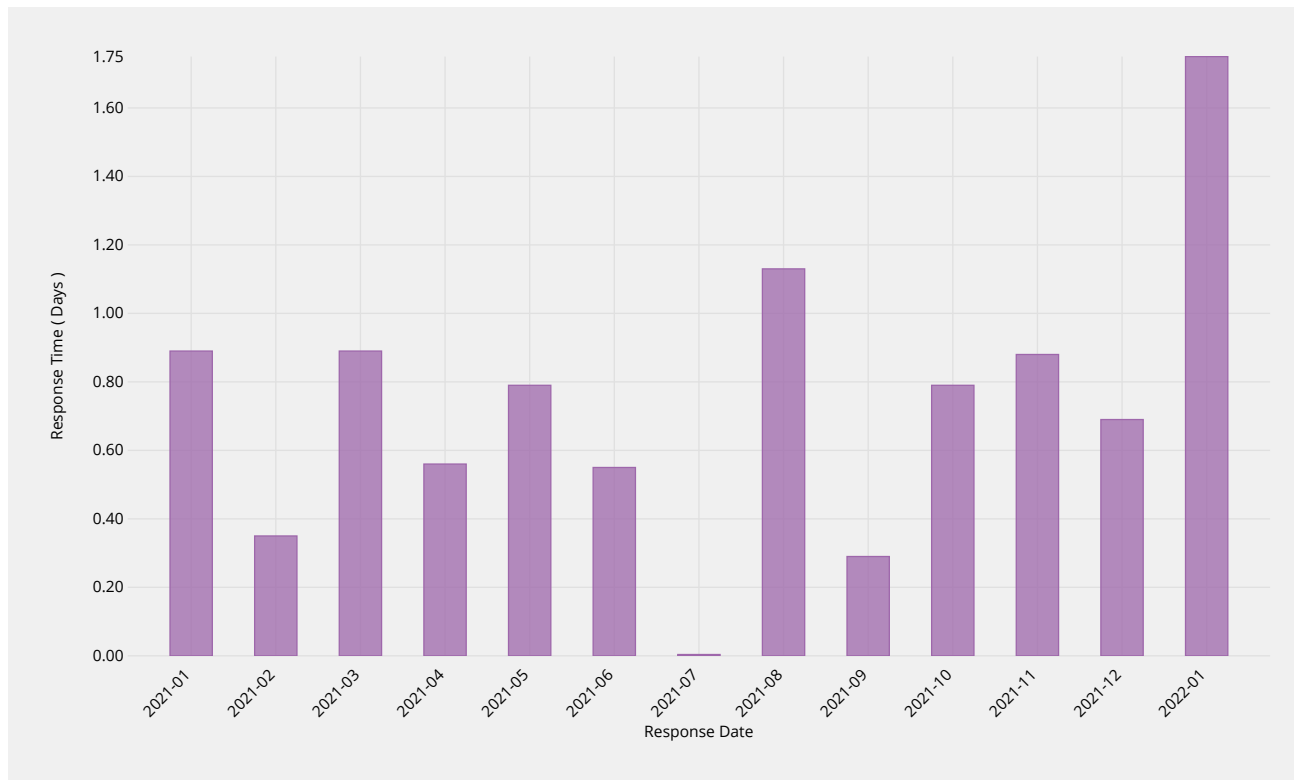
Time taken to send initial acknowledgement of a receipt of a general enquiry pertaining to root zone management but not pertaining to interactions in a change request context.



Manual Enquiries	2021-01	2021-02	2021-03	2021-04	2021-05	2021-06	2021-07	2021-08	2021-09	2021-10	2021-11	2021-12	2022-01
Acknowledgment Time	0.00s	0.00s	0.55s	0.95s	2.30s	0.85s	—	0.00s	0.00s	0.80s	0.65s	0.00s	0.00s
Monthly Threshold	60s	60s	60s	60s	60s	60s	60s	60s	60s	60s	60s	60s	60s
Acknowledge Percentile	95.0%	95.0%	95.0%	95.0%	95.0%	95.0%	95.0%	95.0%	95.0%	95.0%	95.0%	95.0%	95.0%
Acknowledgment Count	5	5	10	2	8	4	0	3	4	5	8	2	4
Mean Time	0.00s	0.00s	0.10s	0.50s	1.00s	0.25s	—	0.00s	0.00s	0.20s	0.12s	0.00s	0.00s
Shortest Time	0.00s	0.00s	0.00s	0.00s	0.00s	0.00s	—	0.00s	0.00s	0.00s	0.00s	0.00s	0.00s
Longest Time	0.00s	0.00s	1.00s	1.00s	3.00s	1.00s	—	0.00s	0.00s	1.00s	1.00s	0.00s	0.00s
Median Time	0.00s	0.00s	0.00s	0.50s	1.00s	0.00s	—	0.00s	0.00s	0.00s	0.00s	0.00s	0.00s
PStDev Time	0.00s	0.00s	0.30s	0.50s	0.87s	0.43s	—	0.00s	0.00s	0.40s	0.33s	0.00s	0.00s

## Time to initial response

Time taken for staff to respond to enquiry, either in part or in whole.

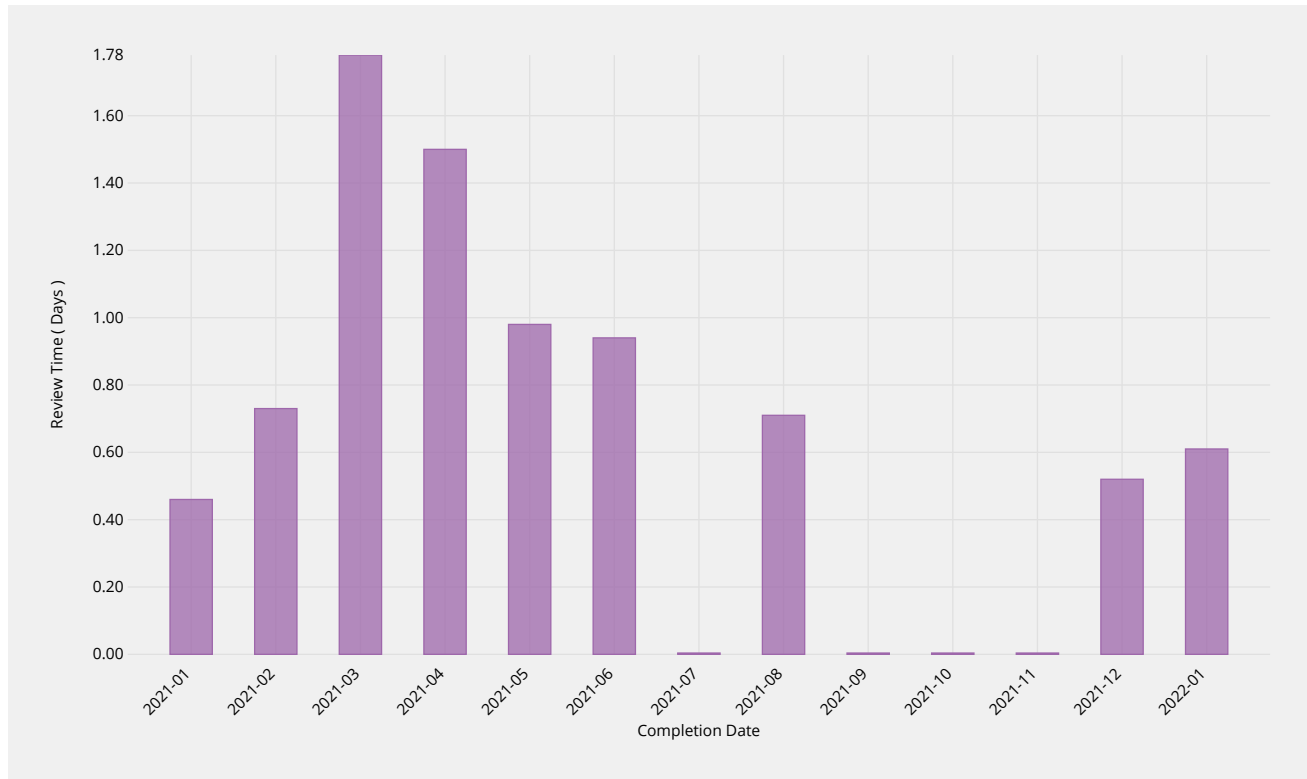


Manual Enquiries	2021-01	2021-02	2021-03	2021-04	2021-05	2021-06	2021-07	2021-08	2021-09	2021-10	2021-11	2021-12	2022-01
Response Time	2.01d	0.47d	2.00d	0.62d	1.46d	0.80d	—	2.68d	0.56d	1.71d	2.26d	1.19d	2.80d
Monthly Threshold	5d	5d	5d	5d	5d	5d	5d	5d	5d	5d	5d	5d	5d
Threshold Percentile	90.0%	90.0%	90.0%	90.0%	90.0%	90.0%	90.0%	90.0%	90.0%	90.0%	90.0%	90.0%	90.0%
Request Count	6	5	10	2	8	4	0	3	4	5	7	3	4
Mean Time	0.89d	0.35d	0.89d	0.56d	0.79d	0.55d	—	1.13d	0.29d	0.79d	0.88d	0.69d	1.75d
Shortest Time	0.01d	0.24d	0.02d	0.49d	0.18d	0.26d	—	0.01d	0.04d	0.02d	0.07d	0.04d	0.00d
Longest Time	3.27d	0.52d	3.57d	0.64d	1.52d	0.88d	—	3.34d	0.67d	1.89d	2.75d	1.32d	3.08d
Median Time	0.63d	0.35d	0.59d	0.56d	0.58d	0.53d	—	0.04d	0.22d	0.36d	0.36d	0.71d	1.96d
PStDev Time	1.10d	0.10d	1.03d	0.07d	0.47d	0.23d	—	1.56d	0.24d	0.74d	0.98d	0.52d	1.12d

## Label Generation Rulesets

### Review Time

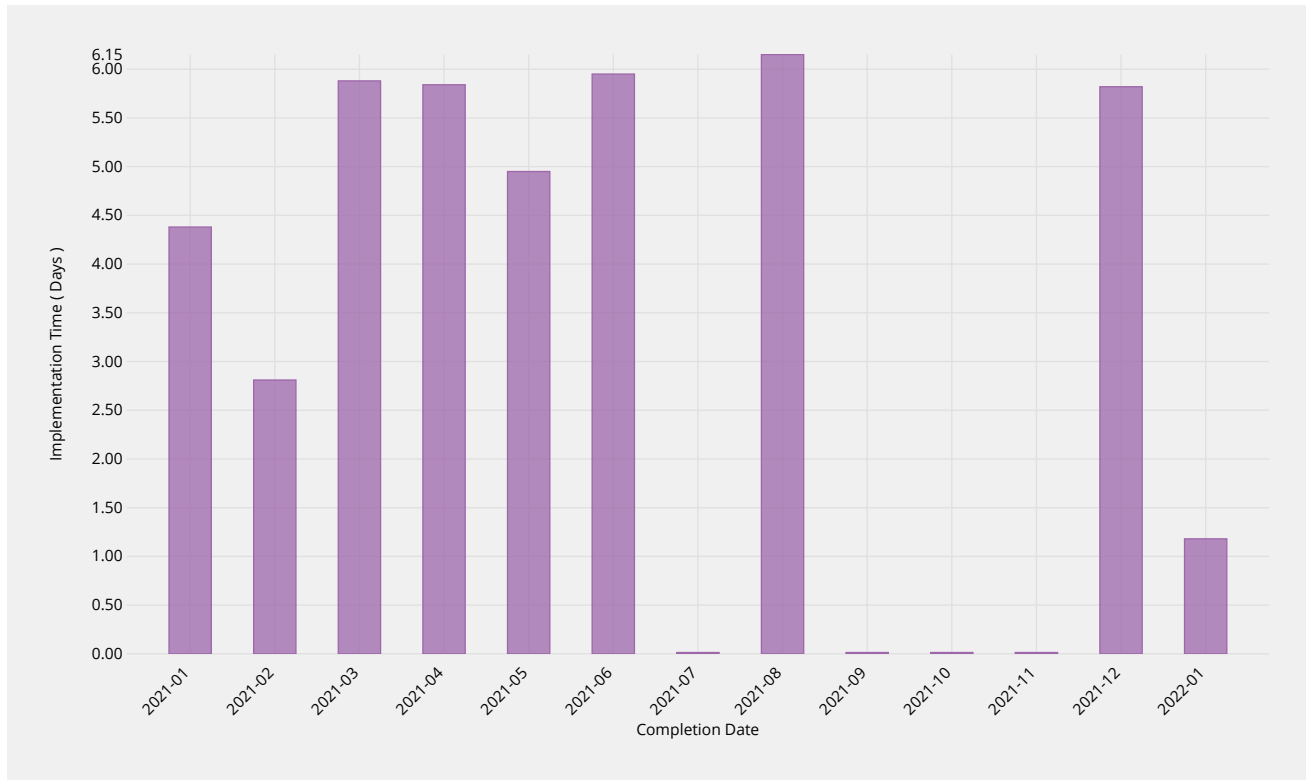
The time it takes for staff to review a submission and either agree that it is well-formed or send it back for remediation.



Review Time	2021-01	2021-02	2021-03	2021-04	2021-05	2021-06	2021-07	2021-08	2021-09	2021-10	2021-11	2021-12	2022-01
Review Time	0.46d	0.73d	1.78d	1.50d	0.98d	0.94d	—	0.71d	—	—	—	0.52d	0.61d
Monthly Threshold	5d	5d	5d	5d	5d	5d	5d	5d	5d	5d	5d	5d	5d
Threshold Percentile	90.0%	90.0%	90.0%	90.0%	90.0%	90.0%	90.0%	90.0%	90.0%	90.0%	90.0%	90.0%	90.0%
Review Count	1	3	9	11	18	9	0	5	0	0	0	1	2
Shortest Time	0.46d	0.29d	0.22d	0.17d	0.17d	0.08d	—	0.24d	—	—	—	0.52d	0.25d
Longest Time	0.46d	0.77d	1.81d	1.66d	4.40d	1.10d	—	0.71d	—	—	—	0.52d	0.65d
Median Time	0.46d	0.58d	1.01d	0.54d	0.94d	0.67d	—	0.49d	—	—	—	0.52d	0.45d
PStDev Time	0.00d	0.20d	0.56d	0.50d	0.86d	0.35d	—	0.18d	—	—	—	0.00d	0.20d

## Implementation Time

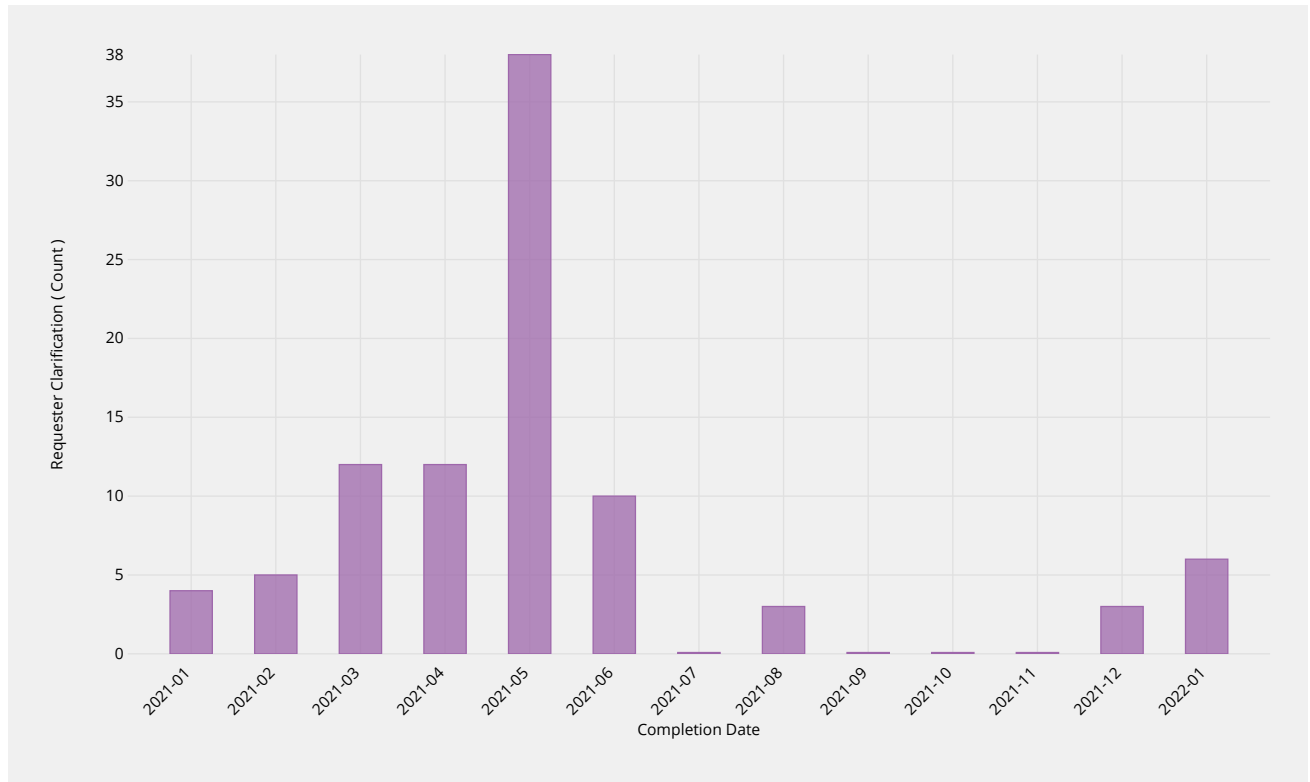
Time it takes for staff to publish a change once it meets all requirements.



Implementation Time	2021-01	2021-02	2021-03	2021-04	2021-05	2021-06	2021-07	2021-08	2021-09	2021-10	2021-11	2021-12	2022-01
Implementation Time	4.38d	2.81d	5.88d	5.84d	4.95d	5.95d	—	6.15d	—	—	—	5.82d	1.18d
Monthly Threshold	7d	7d	7d	7d	7d	7d	7d	7d	7d	7d	7d	7d	7d
Threshold Percentile	90.0%	90.0%	90.0%	90.0%	90.0%	90.0%	90.0%	90.0%	90.0%	90.0%	90.0%	90.0%	90.0%
Request Count	2	3	10	10	18	9	0	5	0	0	0	1	2
Shortest Time	1.02d	0.03d	1.32d	1.07d	0.88d	2.91d	—	1.23d	—	—	—	5.82d	0.93d
Longest Time	4.75d	3.09d	6.15d	6.00d	5.94d	6.36d	—	6.15d	—	—	—	5.82d	1.20d
Median Time	2.88d	1.67d	2.93d	2.41d	2.51d	5.29d	—	6.13d	—	—	—	5.82d	1.07d
PStDev Time	1.87d	1.25d	1.57d	1.73d	1.24d	1.02d	—	2.39d	—	—	—	0.00d	0.14d

## Requester Clarification

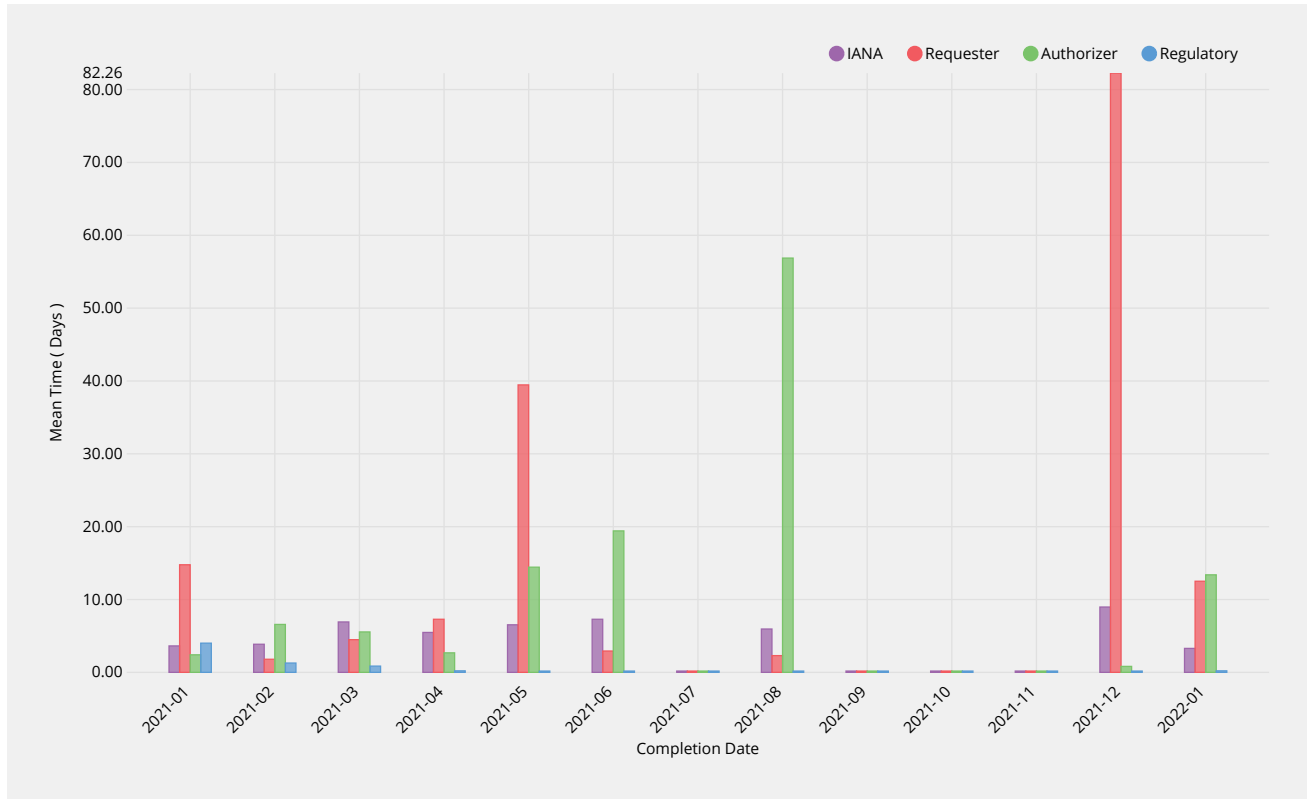
The number of times a clarification or remediation was required from the requester.



Requester Clarification	2021-01	2021-02	2021-03	2021-04	2021-05	2021-06	2021-07	2021-08	2021-09	2021-10	2021-11	2021-12	2022-01
Count	4	5	12	12	38	10	—	3	—	—	—	3	6
Request Count	2	3	10	11	19	9	0	5	0	0	0	1	2
Shortest Clarification	1	1	0	0	1	0	—	0	—	—	—	3	1
Longest Clarification	3	3	2	5	3	3	—	2	—	—	—	3	5

## Time per Actor

Average time taken for staff processing, requester clarification, administrative contact authorization and regulatory checks.



IANA	2021-01	2021-02	2021-03	2021-04	2021-05	2021-06	2021-07	2021-08	2021-09	2021-10	2021-11	2021-12	2022-01
Mean Time	3.63d	3.86d	6.92d	5.48d	6.53d	7.29d	—	5.95d	—	—	—	8.97d	3.29d
Review Count	2	3	10	11	18	9	0	5	0	0	0	1	2
Shortest Time	0.65d	2.35d	2.18d	2.32d	1.94d	3.42d	—	2.00d	—	—	—	8.97d	2.87d
Longest Time	6.61d	6.16d	10.10d	8.09d	7.48d	10.48d	—	8.27d	—	—	—	8.97d	3.70d
Median Time	3.63d	3.07d	7.75d	5.33d	7.02d	7.32d	—	8.10d	—	—	—	8.97d	3.29d
PStDev Time	2.98d	1.65d	2.49d	2.09d	1.25d	2.04d	—	2.80d	—	—	—	0.00d	0.41d

Requester	2021-01	2021-02	2021-03	2021-04	2021-05	2021-06	2021-07	2021-08	2021-09	2021-10	2021-11	2021-12	2022-01
Mean Time	14.77d	1.80d	4.49d	7.29d	39.46d	2.93d	—	2.30d	—	—	—	82.26d	12.51d
Review Count	2	3	8	8	19	7	0	2	0	0	0	1	2
Shortest Time	0.01d	0.14d	0.02d	0.02d	0.20d	0.20d	—	0.24d	—	—	—	82.26d	10.88d
Longest Time	29.54d	4.83d	17.25d	30.04d	53.08d	9.55d	—	4.36d	—	—	—	82.26d	14.14d
Median Time	14.77d	0.42d	3.30d	5.44d	47.19d	0.94d	—	2.30d	—	—	—	82.26d	12.51d
PStDev Time	14.77d	2.15d	5.50d	9.33d	17.22d	3.86d	—	2.06d	—	—	—	0.00d	1.63d

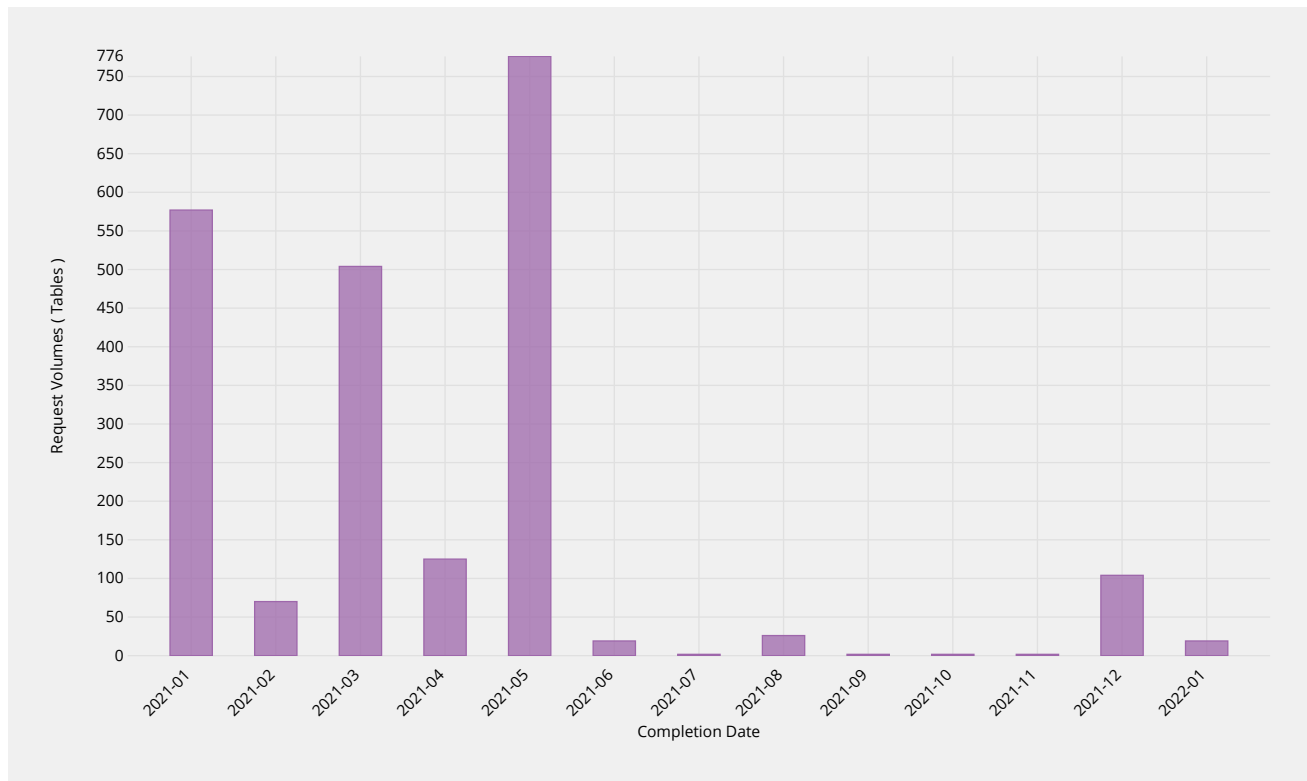
Authorizer	2021-01	2021-02	2021-03	2021-04	2021-05	2021-06	2021-07	2021-08	2021-09	2021-10	2021-11	2021-12	2022-01
Mean Time	2.41d	6.58d	5.55d	2.68d	14.44d	19.42d	—	56.87d	—	—	—	0.82d	13.39d
Review Count	2	3	10	9	19	9	0	5	0	0	0	1	1
Shortest Time	0.00d	0.01d	0.00d	0.07d	0.83d	0.37d	—	0.29d	—	—	—	0.82d	13.39d
Longest Time	4.83d	19.33d	25.88d	14.74d	34.02d	68.18d	—	140.16d	—	—	—	0.82d	13.39d
Median Time	2.41d	0.42d	1.29d	0.79d	12.87d	14.40d	—	3.26d	—	—	—	0.82d	13.39d
PStDev Time	2.41d	9.01d	7.88d	4.42d	7.39d	21.71d	—	68.01d	—	—	—	0.00d	0.00d

Regulatory	2021-01	2021-02	2021-03	2021-04	2021-05	2021-06	2021-07	2021-08	2021-09	2021-10	2021-11	2021-12	2022-01
Mean Time	4.01d	1.28d	0.86d	0.21d	0.08d	0.07d	—	0.17d	—	—	—	0.02d	0.21d
Review Count	2	3	10	10	19	9	0	5	0	0	0	1	1
Shortest Time	2.13d	0.02d	0.04d	0.00d	0.02d	0.01d	—	0.02d	—	—	—	0.02d	0.21d

Regulatory	2021-01	2021-02	2021-03	2021-04	2021-05	2021-06	2021-07	2021-08	2021-09	2021-10	2021-11	2021-12	2022-01
Longest Time	5.90d	2.87d	7.85d	1.11d	0.14d	0.12d	—	0.65d	—	—	—	0.02d	0.21d
Median Time	4.01d	0.95d	0.08d	0.06d	0.09d	0.07d	—	0.07d	—	—	—	0.02d	0.21d
PStDev Time	1.88d	1.19d	2.33d	0.35d	0.03d	0.04d	—	0.24d	—	—	—	0.00d	0.00d

## Request Volumes

Total number of LGRs added or modified.



Request Volumes	2021-01	2021-02	2021-03	2021-04	2021-05	2021-06	2021-07	2021-08	2021-09	2021-10	2021-11	2021-12	2022-01
Total LGRs Processed	577	70	504	125	776	19	—	26	—	—	—	104	19
Request Count	2	3	10	10	18	9	0	5	0	0	0	1	2
Average LGRs per Request	288	23	50	12	43	2	—	5	—	—	—	104	10
Smallest per Request	213	1	1	1	1	1	—	1	—	—	—	104	1
Largest per Request	364	52	368	51	546	4	—	17	—	—	—	104	18

# Definitions

## Service Definitions

While there are many different ways change requests can be categorized, the key areas of distinction between different processing types for the purposes of metrics are as follows:

- **Category I (Routine updates impacting Root Zone File)** — Routine change requests that alter the technical data published in the DNS root zone (e.g. changes to NS records, DS records and glue records) . For these changes the process requires IANA, both pre- and post-transition, to engage third parties to implement, publish and distribute changes in the root zone file.
- **Category II (Routine updates not impacting Root Zone File)** — Routine change requests that do not alter the DNS root zone file (e.g. contact data and metadata). These changes do not engage third parties as part of implementation, and therefore will have a materially different processing timeframe.
- **Category III (Creating or Transferring a gTLD)** — Requests to create (“delegate”) or transfer (“redelegate” or “assign”) a generic top-level domain. These changes require additional processing by IANA to ensure policy and contractual requirements are met associated with a change of control for the TLD. While the key processing is performed elsewhere within ICANN, the IANA processing is significant and therefore distinguishes this type of request from a routine change request.
- **Category IV (Creating or Transferring a ccTLD)** — Requests to create or transfer a country-code top-level domain. These changes require additional processing by IANA to ensure policy requirements are met. This processing is performed by IANA staff, and includes performing additional analysis on the change request, producing a report, and having that report reviewed externally (including verification that all existing registration data has been successfully transferred from the old to new Registry operator). This processing is significant, and is normally substantially longer than a routine change request, and therefore should be distinguished.
- **Category V (Other change requests)** — Other non-routine change requests. IANA is required to process change requests that may have special handling requirements, or require additional documentary evidence or additional clarifications from the customer or third parties, that do not afford them the ability to automate. These scenarios include, but are not necessarily limited to:
  - i. Customers that require requests to be handled outside the online self-service platform, such as those lodging change requests through the exchange of postal mail;
  - ii. Customers that have placed special handling instructions on file with IANA, or have otherwise asked for special handling for a request that deviates from the normal process, that must be executed manually by IANA staff;
  - iii. Unique legal or regulatory encumbrances that must be satisfied that require additional processing;
  - iv. Removing a TLD from service (e.g. retirement or revocation);
  - v. Changes that relate to the operation of the root zone itself, including changing the Root Key Signing Key, altering the set of authoritative name servers for the root zone (e.g. the “root servers”), and changes to the “root hints” file.

## Field Definitions

The fields in the preceding tables are as follows:



- **Process.** The business process that IANA is requested to perform.
- **Metric.** The individual metric that will be measured as part of the completion of the business process.
- **Target.** The specified target for each individual change request.
- **Type.** Whether the target specified is a minimum target (compliance must not be less than the target) or a maximum target (compliance must not be more than the target).
- **Breach.** The percentage limit of change requests within the specified period that fail to meet the metric, which if reached is deemed a breach in the SLE.
- **Period.** The period over which SLE compliance is measured.