

IANA Naming Function Monthly Performance Report

May 2023

Summary of Performance	2
Exceptions and Narrative.....	4
Detailed Performance	5
Definitions.....	41

Summary of Performance

Metric	Category	Expected	Actual	Detail
Submission				
Acceptance Recognition	Routine (Technical)	≤60s (95.0%)	✓ 0.00s	p5
Acceptance Recognition	Routine (Non-Technical)	≤60s (95.0%)	✓ 0.00s	p5
Acceptance Recognition	gTLD Creation/Transfer	≤60s (95.0%)	✓ —	p6
Acceptance Recognition	ccTLD Creation/Transfer	≤60s (95.0%)	✓ —	p6
Acceptance Recognition	Other Changes	≤60s (95.0%)	✓ —	p6
Manual Lodgment Time	Routine (Technical)	≤3d (95.0%)	✓ 0.00d	p7
Manual Lodgment Time	Routine (Non-Technical)	≤3d (95.0%)	✓ 0.00d	p7
Manual Lodgment Time	gTLD Creation/Transfer	≤3d (95.0%)	✓ —	p7
Manual Lodgment Time	ccTLD Creation/Transfer	≤3d (95.0%)	✓ —	p8
Manual Lodgment Time	Other Changes	≤3d (95.0%)	✓ —	p8
Technical Checks				
Technical Check (First)	Routine (Technical)	≤50m (95.0%)	✓ 2.12m	p9
Technical Check (First)	gTLD Creation/Transfer	≤50m (95.0%)	✓ —	p9
Technical Check (First)	ccTLD Creation/Transfer	≤50m (95.0%)	✓ —	p10
Technical Check (First)	Other Changes	≤50m (95.0%)	✓ —	p10
Technical Check (Retest)	Routine (Technical)	≤10m (95.0%)	✓ 3.13m	p10
Technical Check (Retest)	gTLD Creation/Transfer	≤10m (95.0%)	✓ —	p11
Technical Check (Retest)	ccTLD Creation/Transfer	≤10m (95.0%)	✓ —	p11
Technical Check (Retest)	Other Changes	≤10m (95.0%)	✓ —	p11
Technical Check (Supplemental)	Routine (Technical)	≤10m (95.0%)	✓ 1.47m	p12
Technical Check (Supplemental)	gTLD Creation/Transfer	≤10m (95.0%)	✓ —	p12
Technical Check (Supplemental)	ccTLD Creation/Transfer	≤10m (95.0%)	✓ —	p12
Technical Check (Supplemental)	Other Changes	≤10m (95.0%)	✓ —	p13
Contact Confirmations				
Email Dispatch	Routine (Technical)	≤60000ms (95.0%)	✓ 3419.21ms	p13
Email Dispatch	Routine (Non-Technical)	≤60000ms (95.0%)	✓ 3433.71ms	p14
Email Dispatch	gTLD Creation/Transfer	≤60000ms (95.0%)	✓ —	p14
Email Dispatch	ccTLD Creation/Transfer	≤60000ms (95.0%)	✓ —	p14
Email Dispatch	Other Changes	≤60000ms (95.0%)	✓ —	p15
Recognition of Confirmation	Routine (Technical)	≤60000ms (95.0%)	✓ 0.73ms	p15
Recognition of Confirmation	Routine (Non-Technical)	≤60000ms (95.0%)	✓ 1.15ms	p16
Recognition of Confirmation	gTLD Creation/Transfer	≤60000ms (95.0%)	✓ —	p16
Recognition of Confirmation	ccTLD Creation/Transfer	≤60000ms (95.0%)	✓ —	p16
Recognition of Confirmation	Other Changes	≤60000ms (95.0%)	✓ —	p16
Staff Processing				
Validation and Reviews	Routine (Technical)	≤5d (90.0%)	✓ 1.42d	p17
Validation and Reviews	Routine (Non-Technical)	≤5d (90.0%)	✓ 0.62d	p17
Validation and Reviews	gTLD Creation/Transfer	≤10d (90.0%)	✓ —	p18
Validation and Reviews	ccTLD Creation/Transfer	N/A	—	p18
Validation and Reviews	Other Changes	N/A	—	p18
Third Party Approval	ccTLD Creation/Transfer	N/A	—	p19
ccTLD Creation/Transfer				

Metric	Category	Expected	Actual	Detail
Submission Review	Staff Review	≤14d (100.0%)	✓ —	p20
Requester Clarification	Requester Clarification	N/A	—	p21
Report Preparation	Report Preparation	≤21d (100.0%)	✓ —	p22
Implementation				
Root Zone Publication	Routine (Technical)	≤72h (99.0%)	✓ 21.67h	p23
Root Zone Publication	gTLD Creation/Transfer	≤72h (99.0%)	✓ —	p23
Root Zone Publication	ccTLD Creation/Transfer	≤72h (99.0%)	✓ —	p24
Root Zone Publication	Other Changes	N/A	—	p24
Notification of Completion	Routine (Technical)	≤60s (95.0%)	✓ 6.51s	p24
Notification of Completion	Routine (Non-Technical)	≤60s (95.0%)	✓ 7.48s	p25
Notification of Completion	gTLD Creation/Transfer	≤60s (95.0%)	✓ —	p25
Notification of Completion	ccTLD Creation/Transfer	≤60s (95.0%)	✓ —	p25
Notification of Completion	Other Changes	≤60s (95.0%)	✓ —	p25
System Availability				
IANA Website	IANA Site Availability	≥99%	✓ 100.00%	p26
Root Zone Management System	RZM Availability	≥99%	✓ 100.00%	p27
Directory Service	WHOIS Availability	≥99%	✓ 100.00%	p28
Root Zone Service Level Dashboard	Dashboard Availability	≥99%	✓ 100.00%	p29
Credential Recovery	Credential Recovery Response	≤60s (95.0%)	✓ 1.66s	p30
Credential Change	Credential Change	≤300000ms (95.0%)	✓ 1296.275ms	p31
Accuracy				
Root Zone File	Routine (Technical)	100%	✓ 100.00%	p32
Root Zone File	gTLD Creation/Transfer	100%	✓ 100.00%	p32
Root Zone File	ccTLD Creation/Transfer	100%	✓ 100.00%	p32
Root Zone File	Other Changes	100%	✓ 100.00%	p32
Root Zone Database	Routine (Technical)	100%	✓ 100.00%	p33
Root Zone Database	Routine (Non-Technical)	100%	✓ 100.00%	p33
Root Zone Database	gTLD Creation/Transfer	100%	✓ 100.00%	p33
Root Zone Database	ccTLD Creation/Transfer	100%	✓ 100.00%	p33
Root Zone Database	Other Changes	100%	✓ 100.00%	p34
Enquiry Processing				
Time to acknowledge	Manual Enquiries	≤60s (95.0%)	✓ 4.80s	p34
Time to initial response	Manual Enquiries	≤5d (90.0%)	✓ 1.33d	p35
Label Generation Rulesets				
Review Time	Review Time	≤5d (90.0%)	✓ 0.33d	p36
Implementation Time	Implementation Time	≤7d (90.0%)	✓ 2.99d	p37
Requester Clarification	Requester Clarification	N/A	0	p38
Time per Actor	IANA	N/A	2.84d	p39
Time per Actor	Requester	N/A	—	p39
Time per Actor	Authorizer	N/A	—	p39
Time per Actor	Regulatory	N/A	—	p40
Request Volumes	Request Volumes	N/A	15	p40

Percentage of SLA thresholds met of those defined

64 of 64 (100.0%)

Exceptions and Narrative for Reporting Period

There were no exceptions for the reporting period.

Routine (Non-Technical)	2022-05	2022-06	2022-07	2022-08	2022-09	2022-10	2022-11	2022-12	2023-01	2023-02	2023-03	2023-04	2023-05
Longest Time	2.05s	2.56s	2.12s	3.02s	1.97s	16.51s	3.64s	3.18s	0.00s	0.00s	0.00s	0.00s	0.00s
Median Time	1.46s	1.54s	1.44s	1.41s	1.44s	1.26s	2.39s	2.20s	0.00s	0.00s	0.00s	0.00s	0.00s
PStDev Time	0.32s	0.39s	0.28s	0.32s	0.27s	3.11s	0.50s	1.01s	0.00s	0.00s	0.00s	0.00s	0.00s

gTLD Creation/Transfer	2022-05	2022-06	2022-07	2022-08	2022-09	2022-10	2022-11	2022-12	2023-01	2023-02	2023-03	2023-04	2023-05
Acceptance Time	—	2.09s	1.55s	2.21s	1.76s	1.07s	—	—	—	—	—	—	—
Monthly Threshold	60s	60s	60s	60s	60s	60s	60s	60s	60s	60s	60s	60s	60s
Threshold Percentile	95.0%	95.0%	95.0%	95.0%	95.0%	95.0%	95.0%	95.0%	95.0%	95.0%	95.0%	95.0%	95.0%
Acceptance Count	0	3	2	6	1	1	0	0	0	0	0	0	0
Mean Time	—	1.63s	1.30s	1.47s	1.76s	1.07s	—	—	—	—	—	—	—
Shortest Time	—	1.36s	1.01s	1.01s	1.76s	1.07s	—	—	—	—	—	—	—
Longest Time	—	2.17s	1.58s	2.40s	1.76s	1.07s	—	—	—	—	—	—	—
Median Time	—	1.38s	1.30s	1.25s	1.76s	1.07s	—	—	—	—	—	—	—
PStDev Time	—	0.38s	0.29s	0.45s	0.00s	0.00s	—	—	—	—	—	—	—

ccTLD Creation/Transfer	2022-05	2022-06	2022-07	2022-08	2022-09	2022-10	2022-11	2022-12	2023-01	2023-02	2023-03	2023-04	2023-05
Acceptance Time	—	1.56s	—	—	—	—	2.31s	—	—	—	—	—	—
Monthly Threshold	60s	60s	60s	60s	60s	60s	60s	60s	60s	60s	60s	60s	60s
Threshold Percentile	95.0%	95.0%	95.0%	95.0%	95.0%	95.0%	95.0%	95.0%	95.0%	95.0%	95.0%	95.0%	95.0%
Acceptance Count	0	2	0	0	0	0	2	0	0	0	0	0	0
Mean Time	—	1.50s	—	—	—	—	2.25s	—	—	—	—	—	—
Shortest Time	—	1.44s	—	—	—	—	2.19s	—	—	—	—	—	—
Longest Time	—	1.56s	—	—	—	—	2.31s	—	—	—	—	—	—
Median Time	—	1.50s	—	—	—	—	2.25s	—	—	—	—	—	—
PStDev Time	—	0.06s	—	—	—	—	0.06s	—	—	—	—	—	—

Other Changes	2022-05	2022-06	2022-07	2022-08	2022-09	2022-10	2022-11	2022-12	2023-01	2023-02	2023-03	2023-04	2023-05
Acceptance Time	—	—	—	—	—	0.76s	1.15s	0.92s	0.00s	—	—	—	—
Monthly Threshold	60s	60s	60s	60s	60s	60s	60s	60s	60s	60s	60s	60s	60s
Threshold Percentile	95.0%	95.0%	95.0%	95.0%	95.0%	95.0%	95.0%	95.0%	95.0%	95.0%	95.0%	95.0%	95.0%
Acceptance Count	0	0	0	0	0	2	1	5	1	0	0	0	0
Mean Time	—	—	—	—	—	0.67s	1.15s	0.36s	0.00s	—	—	—	—
Shortest Time	—	—	—	—	—	0.56s	1.15s	0.00s	0.00s	—	—	—	—
Longest Time	—	—	—	—	—	0.77s	1.15s	0.94s	0.00s	—	—	—	—
Median Time	—	—	—	—	—	0.67s	1.15s	0.00s	0.00s	—	—	—	—
PStDev Time	—	—	—	—	—	0.10s	0.00s	0.44s	0.00s	—	—	—	—

gTLD Creation/Transfer	2022-05	2022-06	2022-07	2022-08	2022-09	2022-10	2022-11	2022-12	2023-01	2023-02	2023-03	2023-04	2023-05
Lodgment Count	0	2	0	3	1	1	0	1	0	1	1	0	0
Mean Time	—	0.80d	—	0.36d	0.15d	0.07d	—	0.00d	—	0.00d	0.00d	—	—
Shortest Time	—	0.52d	—	0.14d	0.15d	0.07d	—	0.00d	—	0.00d	0.00d	—	—
Longest Time	—	1.08d	—	0.70d	0.15d	0.07d	—	0.00d	—	0.00d	0.00d	—	—
Median Time	—	0.80d	—	0.25d	0.15d	0.07d	—	0.00d	—	0.00d	0.00d	—	—
PStDev Time	—	0.28d	—	0.24d	0.00d	0.00d	—	0.00d	—	0.00d	0.00d	—	—

ccTLD Creation/Transfer	2022-05	2022-06	2022-07	2022-08	2022-09	2022-10	2022-11	2022-12	2023-01	2023-02	2023-03	2023-04	2023-05
Lodgment Time	—	1.19d	—	—	—	—	—	—	—	—	—	—	—
Monthly Threshold	3d	3d	3d	3d	3d	3d	3d	3d	3d	3d	3d	3d	3d
Threshold Percentile	95.0%	95.0%	95.0%	95.0%	95.0%	95.0%	95.0%	95.0%	95.0%	95.0%	95.0%	95.0%	95.0%
Lodgment Count	0	1	0	0	0	0	0	0	0	0	0	0	0
Mean Time	—	1.19d	—	—	—	—	—	—	—	—	—	—	—
Shortest Time	—	1.19d	—	—	—	—	—	—	—	—	—	—	—
Longest Time	—	1.19d	—	—	—	—	—	—	—	—	—	—	—
Median Time	—	1.19d	—	—	—	—	—	—	—	—	—	—	—
PStDev Time	—	0.00d	—	—	—	—	—	—	—	—	—	—	—

Other Changes	2022-05	2022-06	2022-07	2022-08	2022-09	2022-10	2022-11	2022-12	2023-01	2023-02	2023-03	2023-04	2023-05
Lodgment Time	—	—	—	—	—	0.67d	0.25d	0.17d	—	—	—	0.00d	—
Monthly Threshold	3d	3d	3d	3d	3d	3d	3d	3d	3d	3d	3d	3d	3d
Threshold Percentile	95.0%	95.0%	95.0%	95.0%	95.0%	95.0%	95.0%	95.0%	95.0%	95.0%	95.0%	95.0%	95.0%
Lodgment Count	0	0	0	0	0	2	1	2	0	0	0	1	0
Mean Time	—	—	—	—	—	0.48d	0.25d	0.14d	—	—	—	0.00d	—
Shortest Time	—	—	—	—	—	0.26d	0.25d	0.10d	—	—	—	0.00d	—
Longest Time	—	—	—	—	—	0.69d	0.25d	0.17d	—	—	—	0.00d	—
Median Time	—	—	—	—	—	0.48d	0.25d	0.14d	—	—	—	0.00d	—
PStDev Time	—	—	—	—	—	0.22d	0.00d	0.04d	—	—	—	0.00d	—

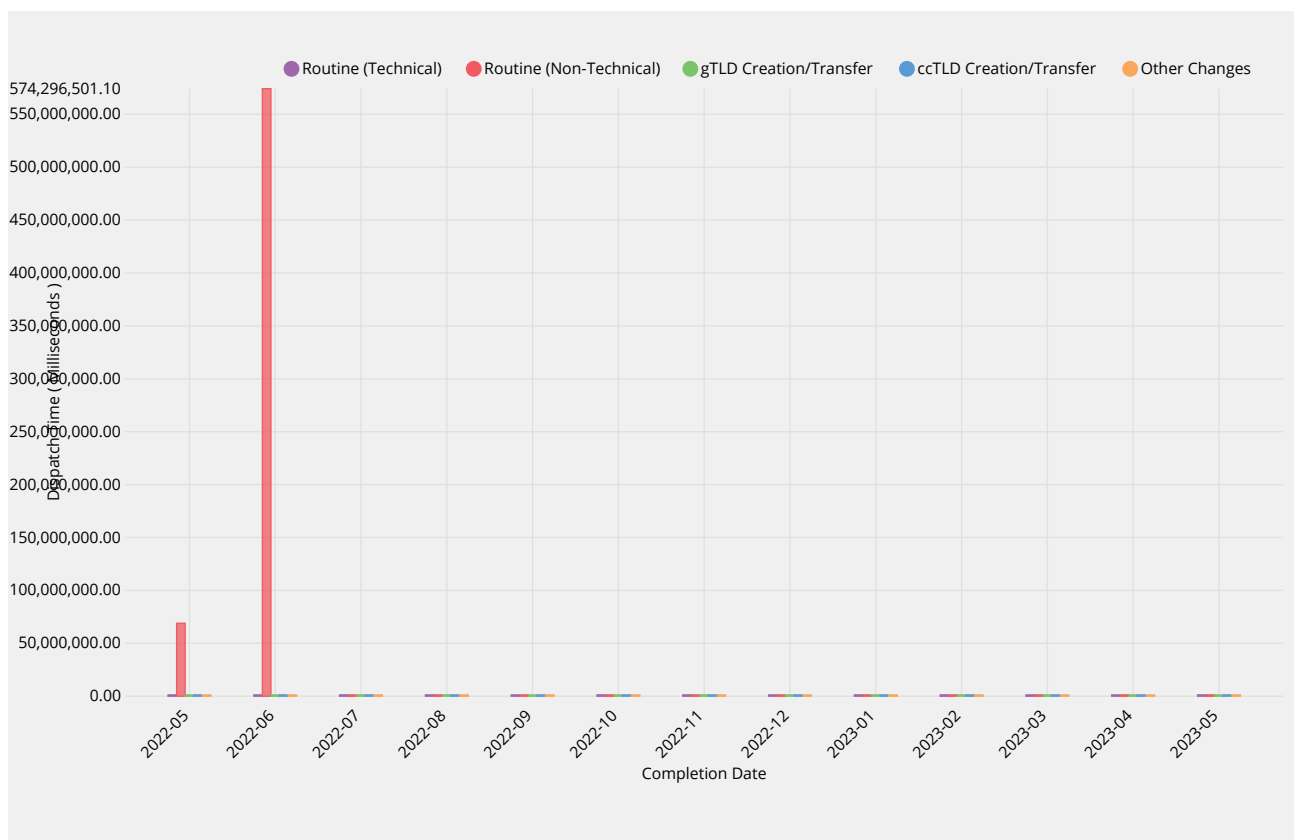
ccTLD Creation/Transfer	2022-05	2022-06	2022-07	2022-08	2022-09	2022-10	2022-11	2022-12	2023-01	2023-02	2023-03	2023-04	2023-05
Supplemental Test Count	0	0	0	0	0	0	1	0	0	0	0	0	0
Mean Time	—	—	—	—	—	—	0.10m	—	—	—	—	—	—
Shortest Time	—	—	—	—	—	—	0.10m	—	—	—	—	—	—
Longest Time	—	—	—	—	—	—	0.10m	—	—	—	—	—	—
Median Time	—	—	—	—	—	—	0.10m	—	—	—	—	—	—
PStDev Time	—	—	—	—	—	—	0.00m	—	—	—	—	—	—

Other Changes	2022-05	2022-06	2022-07	2022-08	2022-09	2022-10	2022-11	2022-12	2023-01	2023-02	2023-03	2023-04	2023-05
Response Time	—	—	—	—	—	—	—	0.46m	0.38m	—	—	—	—
Monthly Threshold	10m	10m	10m	10m	10m	10m	10m	10m	10m	10m	10m	10m	10m
Threshold Percentile	95.0%	95.0%	95.0%	95.0%	95.0%	95.0%	95.0%	95.0%	95.0%	95.0%	95.0%	95.0%	95.0%
Supplemental Test Count	0	0	0	0	0	0	0	1	1	0	0	0	0
Mean Time	—	—	—	—	—	—	—	0.46m	0.38m	—	—	—	—
Shortest Time	—	—	—	—	—	—	—	0.46m	0.38m	—	—	—	—
Longest Time	—	—	—	—	—	—	—	0.46m	0.38m	—	—	—	—
Median Time	—	—	—	—	—	—	—	0.46m	0.38m	—	—	—	—
PStDev Time	—	—	—	—	—	—	—	0.00m	0.00m	—	—	—	—

Contact Confirmations

Email Dispatch

Time for authorization contacts to be asked to approve change request after completing previous process phase.



Routine (Technical)	2022-05	2022-06	2022-07	2022-08	2022-09	2022-10	2022-11	2022-12	2023-01	2023-02	2023-03	2023-04	2023-05
Dispatch	2.00ms	2.00ms	2.00ms	3.00ms	2.00ms	3.10ms	3.40ms	1273.60ms	3159.20ms	2906.10ms	2102.80ms	3115.08ms	3419.21ms

Routine (Technical)	2022-05	2022-06	2022-07	2022-08	2022-09	2022-10	2022-11	2022-12	2023-01	2023-02	2023-03	2023-04	2023-05
Time													
Monthly Threshold	60000ms	60000ms	60000ms	60000ms	60000ms	60000ms	60000ms	60000ms	60000ms	60000ms	60000ms	60000ms	60000ms
Threshold Percentile	95.0%	95.0%	95.0%	95.0%	95.0%	95.0%	95.0%	95.0%	95.0%	95.0%	95.0%	95.0%	95.0%
Email Count	219	63	290	41	34	30	53	77	29	32	37	22	65
Mean Time	1.00ms	5597509.54ms	0.98ms	1.27ms	0.91ms	1.23ms	1.32ms	194.92ms	1470.10ms	1391.47ms	1231.27ms	1681.59ms	1568.31ms
Shortest Time	0.00ms	0.00ms	0.00ms	0.00ms	0.00ms	0.00ms	0.00ms	0.00ms	100.00ms	358.00ms	140.00ms	115.00ms	559.54ms
Longest Time	9.00ms	352643033.00ms	14.00ms	6.00ms	2.00ms	7.00ms	10.00ms	5764.00ms	4032.00ms	3401.00ms	6983.00ms	3185.47ms	6096.44ms
Median Time	1.00ms	1.00ms	1.00ms	1.00ms	1.00ms	1.00ms	1.00ms	1.00ms	1238.00ms	1165.50ms	1152.00ms	1703.00ms	1209.28ms
PStDev Time	0.84ms	44074825.55ms	1.20ms	1.06ms	0.61ms	1.33ms	1.49ms	799.88ms	790.40ms	660.47ms	1061.76ms	885.26ms	932.55ms

Routine (Non-Technical)	2022-05	2022-06	2022-07	2022-08	2022-09	2022-10	2022-11	2022-12	2023-01	2023-02	2023-03	2023-04	2023-05
Dispatch Time	68981689.10ms	574296501.10ms	2.45ms	2.00ms	2.00ms	1.90ms	3.00ms	680.50ms	2081.75ms	2042.95ms	2302.70ms	1871.60ms	3433.71ms
Monthly Threshold	60000ms	60000ms	60000ms	60000ms	60000ms	60000ms	60000ms	60000ms	60000ms	60000ms	60000ms	60000ms	60000ms
Threshold Percentile	95.0%	95.0%	95.0%	95.0%	95.0%	95.0%	95.0%	95.0%	95.0%	95.0%	95.0%	95.0%	95.0%
Email Count	12	39	32	83	14	23	60	28	26	28	54	17	39
Mean Time	12774387.92ms	69396578.77ms	1.47ms	1.27ms	1.29ms	1.00ms	1.58ms	177.86ms	517.42ms	448.79ms	649.39ms	851.81ms	750.38ms
Shortest Time	1.00ms	0.00ms	0.00ms	0.00ms	1.00ms	0.00ms	0.00ms	0.00ms	84.00ms	71.00ms	79.00ms	105.00ms	106.09ms
Longest Time	153292640.00ms	752305256.00ms	6.00ms	6.00ms	2.00ms	3.00ms	3.00ms	2236.00ms	2814.00ms	2750.00ms	6595.00ms	2962.00ms	4713.54ms
Median Time	1.00ms	1.00ms	1.00ms	1.00ms	1.00ms	1.00ms	2.00ms	2.00ms	270.50ms	150.00ms	215.50ms	668.00ms	273.79ms
PStDev Time	42367847.12ms	195107145.84ms	1.00ms	0.76ms	0.45ms	0.59ms	0.67ms	441.65ms	663.64ms	687.21ms	1069.32ms	732.25ms	1130.91ms

gTLD Creation/Transfer	2022-05	2022-06	2022-07	2022-08	2022-09	2022-10	2022-11	2022-12	2023-01	2023-02	2023-03	2023-04	2023-05
Dispatch Time	—	2.00ms	1.95ms	5.00ms	2.00ms	2.00ms	—	75.00ms	—	86.00ms	206.00ms	—	—
Monthly Threshold	60000ms	60000ms	60000ms	60000ms	60000ms	60000ms	60000ms	60000ms	60000ms	60000ms	60000ms	60000ms	60000ms
Threshold Percentile	95.0%	95.0%	95.0%	95.0%	95.0%	95.0%	95.0%	95.0%	95.0%	95.0%	95.0%	95.0%	95.0%
Email Count	0	3	2	6	1	1	0	1	0	1	1	0	0
Mean Time	—	1.67ms	1.50ms	1.83ms	2.00ms	2.00ms	—	75.00ms	—	86.00ms	206.00ms	—	—
Shortest Time	—	1.00ms	1.00ms	0.00ms	2.00ms	2.00ms	—	75.00ms	—	86.00ms	206.00ms	—	—
Longest Time	—	2.00ms	2.00ms	6.00ms	2.00ms	2.00ms	—	75.00ms	—	86.00ms	206.00ms	—	—
Median Time	—	2.00ms	1.50ms	1.50ms	2.00ms	2.00ms	—	75.00ms	—	86.00ms	206.00ms	—	—
PStDev Time	—	0.47ms	0.50ms	2.03ms	0.00ms	0.00ms	—	0.00ms	—	0.00ms	0.00ms	—	—

ccTLD Creation/Transfer	2022-05	2022-06	2022-07	2022-08	2022-09	2022-10	2022-11	2022-12	2023-01	2023-02	2023-03	2023-04	2023-05
Dispatch Time	—	3.00ms	—	—	—	—	1.00ms	—	414.00ms	—	—	—	—
Monthly Threshold	60000ms	60000ms	60000ms	60000ms	60000ms	60000ms	60000ms	60000ms	60000ms	60000ms	60000ms	60000ms	60000ms
Threshold Percentile	95.0%	95.0%	95.0%	95.0%	95.0%	95.0%	95.0%	95.0%	95.0%	95.0%	95.0%	95.0%	95.0%
Email Count	0	2	0	0	0	0	2	0	1	0	0	0	0
Mean Time	—	3.00ms	—	—	—	—	1.00ms	—	414.00ms	—	—	—	—
Shortest Time	—	3.00ms	—	—	—	—	1.00ms	—	414.00ms	—	—	—	—

Routine (Technical)	2022-05	2022-06	2022-07	2022-08	2022-09	2022-10	2022-11	2022-12	2023-01	2023-02	2023-03	2023-04	2023-05
Longest Time	1.00ms	1.00ms	33.00ms	2.00ms	1.00ms	3.00ms	1.00ms	2.00ms	3.00ms	1.00ms	3.00ms	1.00ms	1.59ms
Median Time	0.00ms	0.00ms	0.00ms	0.00ms	0.00ms	0.00ms	0.00ms	0.00ms	0.00ms	0.00ms	0.00ms	0.17ms	0.28ms
PStDev Time	0.40ms	0.43ms	1.96ms	0.45ms	0.45ms	0.71ms	0.41ms	0.50ms	0.88ms	0.35ms	0.72ms	0.21ms	0.28ms

Routine (Non-Technical)	2022-05	2022-06	2022-07	2022-08	2022-09	2022-10	2022-11	2022-12	2023-01	2023-02	2023-03	2023-04	2023-05
Affirmation Time	1.00ms	1.00ms	1.00ms	1.00ms	1.00ms	1.00ms	1.10ms	1.00ms	1.00ms	1.00ms	1.00ms	1.45ms	1.15ms
Monthly Threshold	60000ms	60000ms	60000ms	60000ms	60000ms	60000ms	60000ms	60000ms	60000ms	60000ms	60000ms	60000ms	60000ms
Threshold Percentile	95.0%	95.0%	95.0%	95.0%	95.0%	95.0%	95.0%	95.0%	95.0%	95.0%	95.0%	95.0%	95.0%
Affirmation Count	10	33	28	81	9	21	59	21	21	28	47	12	37
Mean Time	0.30ms	0.27ms	0.14ms	0.22ms	0.44ms	0.10ms	0.49ms	0.29ms	0.29ms	0.21ms	0.30ms	0.46ms	0.57ms
Shortest Time	0.00ms	0.00ms	0.00ms	0.00ms	0.00ms	0.00ms	0.00ms	0.00ms	0.00ms	0.00ms	0.00ms	0.00ms	0.00ms
Longest Time	1.00ms	1.00ms	2.00ms	4.00ms	1.00ms	1.00ms	10.00ms	1.00ms	1.00ms	1.00ms	1.00ms	2.00ms	4.52ms
Median Time	0.00ms	0.00ms	0.00ms	0.00ms	0.00ms	0.00ms	0.00ms	0.00ms	0.00ms	0.00ms	0.00ms	0.17ms	0.32ms
PStDev Time	0.46ms	0.45ms	0.44ms	0.63ms	0.50ms	0.29ms	1.36ms	0.45ms	0.45ms	0.41ms	0.46ms	0.61ms	0.74ms

gTLD Creation/Transfer	2022-05	2022-06	2022-07	2022-08	2022-09	2022-10	2022-11	2022-12	2023-01	2023-02	2023-03	2023-04	2023-05
Affirmation Time	—	1.00ms	0.00ms	0.80ms	0.00ms	0.00ms	—	—	—	1.00ms	0.00ms	—	—
Monthly Threshold	60000ms	60000ms	60000ms	60000ms	60000ms	60000ms	60000ms	60000ms	60000ms	60000ms	60000ms	60000ms	60000ms
Threshold Percentile	95.0%	95.0%	95.0%	95.0%	95.0%	95.0%	95.0%	95.0%	95.0%	95.0%	95.0%	95.0%	95.0%
Affirmation Count	0	3	2	5	1	1	0	0	0	1	1	0	0
Mean Time	—	0.67ms	0.00ms	0.20ms	0.00ms	0.00ms	—	—	—	1.00ms	0.00ms	—	—
Shortest Time	—	0.00ms	0.00ms	0.00ms	0.00ms	0.00ms	—	—	—	1.00ms	0.00ms	—	—
Longest Time	—	1.00ms	0.00ms	1.00ms	0.00ms	0.00ms	—	—	—	1.00ms	0.00ms	—	—
Median Time	—	1.00ms	0.00ms	0.00ms	0.00ms	0.00ms	—	—	—	1.00ms	0.00ms	—	—
PStDev Time	—	0.47ms	0.00ms	0.40ms	0.00ms	0.00ms	—	—	—	0.00ms	0.00ms	—	—

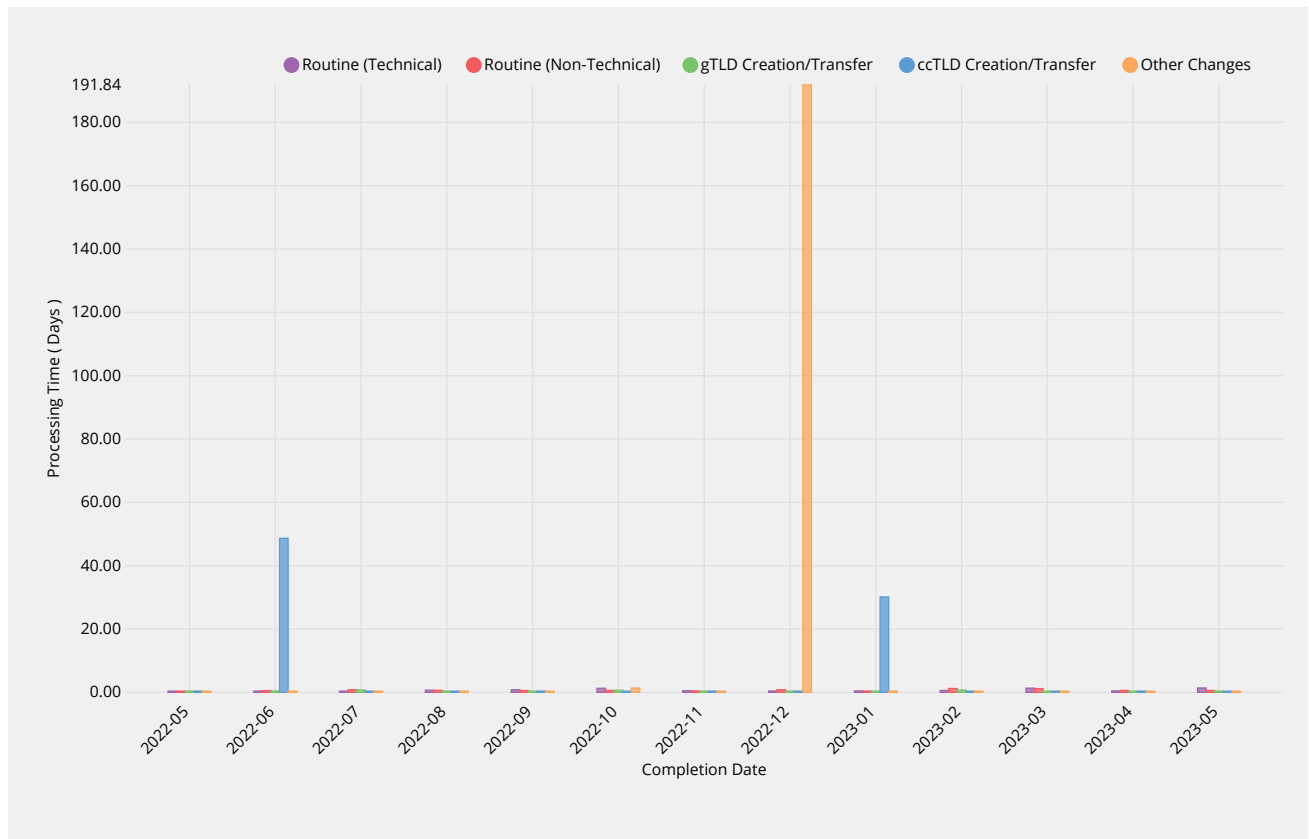
ccTLD Creation/Transfer	2022-05	2022-06	2022-07	2022-08	2022-09	2022-10	2022-11	2022-12	2023-01	2023-02	2023-03	2023-04	2023-05
Affirmation Time	—	0.95ms	—	—	—	—	0.00ms	—	0.00ms	—	—	—	—
Monthly Threshold	60000ms	60000ms	60000ms	60000ms	60000ms	60000ms	60000ms	60000ms	60000ms	60000ms	60000ms	60000ms	60000ms
Threshold Percentile	95.0%	95.0%	95.0%	95.0%	95.0%	95.0%	95.0%	95.0%	95.0%	95.0%	95.0%	95.0%	95.0%
Affirmation Count	0	2	0	0	0	0	2	0	1	0	0	0	0
Mean Time	—	0.50ms	—	—	—	—	0.00ms	—	0.00ms	—	—	—	—
Shortest Time	—	0.00ms	—	—	—	—	0.00ms	—	0.00ms	—	—	—	—
Longest Time	—	1.00ms	—	—	—	—	0.00ms	—	0.00ms	—	—	—	—
Median Time	—	0.50ms	—	—	—	—	0.00ms	—	0.00ms	—	—	—	—
PStDev Time	—	0.50ms	—	—	—	—	0.00ms	—	0.00ms	—	—	—	—

Other Changes	2022-05	2022-06	2022-07	2022-08	2022-09	2022-10	2022-11	2022-12	2023-01	2023-02	2023-03	2023-04	2023-05
Affirmation Time	—	—	—	—	—	0.00ms	0.00ms	2.70ms	3.00ms	—	—	0.15ms	—
Monthly Threshold	60000ms	60000ms	60000ms	60000ms	60000ms	60000ms	60000ms	60000ms	60000ms	60000ms	60000ms	60000ms	60000ms
Threshold Percentile	95.0%	95.0%	95.0%	95.0%	95.0%	95.0%	95.0%	95.0%	95.0%	95.0%	95.0%	95.0%	95.0%
Affirmation Count	0	0	0	0	0	2	1	4	1	0	0	1	0
Mean Time	—	—	—	—	—	0.00ms	0.00ms	1.00ms	3.00ms	—	—	0.15ms	—
Shortest Time	—	—	—	—	—	0.00ms	0.00ms	0.00ms	3.00ms	—	—	0.15ms	—
Longest Time	—	—	—	—	—	0.00ms	0.00ms	3.00ms	3.00ms	—	—	0.15ms	—
Median Time	—	—	—	—	—	0.00ms	0.00ms	0.50ms	3.00ms	—	—	0.15ms	—
PStDev Time	—	—	—	—	—	0.00ms	0.00ms	1.22ms	0.00ms	—	—	0.00ms	—

Staff Processing

Validation and Reviews

Time to complete all other validations and reviews by IANA Functions Operator and release request for implementation.



Routine (Technical)	2022-05	2022-06	2022-07	2022-08	2022-09	2022-10	2022-11	2022-12	2023-01	2023-02	2023-03	2023-04	2023-05
Processing Time	0.00d	0.45d	0.29d	0.71d	0.85d	1.32d	0.56d	0.46d	0.50d	0.63d	1.35d	0.49d	1.42d
Monthly Threshold	5d	5d	5d	5d	5d	5d	5d	5d	5d	5d	5d	5d	5d
Threshold Percentile	90.0%	90.0%	90.0%	90.0%	90.0%	90.0%	90.0%	90.0%	90.0%	90.0%	90.0%	90.0%	90.0%
Request Count	218	62	289	39	33	30	53	69	21	28	28	22	66
Mean Time	0.03d	0.19d	0.09d	0.36d	0.35d	0.49d	0.38d	0.25d	0.34d	0.37d	0.64d	0.33d	0.48d
Shortest Time	0.00d	0.00d	0.00d	0.00d	0.02d	0.00d	0.03d	0.00d	0.01d	0.01d	0.04d	0.04d	0.01d
Longest Time	1.39d	2.13d	4.73d	2.07d	2.56d	2.57d	2.86d	3.56d	1.32d	1.24d	2.26d	2.32d	1.43d
Median Time	0.00d	0.00d	0.00d	0.16d	0.10d	0.17d	0.32d	0.00d	0.30d	0.37d	0.44d	0.25d	0.40d
PStDev Time	0.14d	0.39d	0.35d	0.47d	0.51d	0.69d	0.41d	0.65d	0.29d	0.27d	0.54d	0.47d	0.44d

Routine (Non-Technical)	2022-05	2022-06	2022-07	2022-08	2022-09	2022-10	2022-11	2022-12	2023-01	2023-02	2023-03	2023-04	2023-05
Processing Time	0.36d	0.58d	0.87d	0.67d	0.61d	0.63d	0.48d	0.86d	0.33d	1.25d	1.21d	0.63d	0.62d
Monthly Threshold	5d	5d	5d	5d	5d	5d	5d	5d	5d	5d	5d	5d	5d
Threshold Percentile	90.0%	90.0%	90.0%	90.0%	90.0%	90.0%	90.0%	90.0%	90.0%	90.0%	90.0%	90.0%	90.0%
Request Count	10	32	28	80	9	21	57	21	21	28	45	11	33
Mean Time	0.23d	0.35d	0.27d	0.22d	0.27d	0.39d	0.25d	0.41d	0.15d	0.58d	0.45d	0.28d	0.28d
Shortest Time	0.03d	0.02d	0.00d	0.01d	0.01d	0.02d	0.01d	0.01d	0.00d	0.01d	0.01d	0.02d	0.00d
Longest Time	0.82d	2.04d	2.11d	1.27d	0.94d	2.40d	2.80d	1.41d	0.41d	2.41d	1.39d	0.66d	3.06d
Median Time	0.13d	0.38d	0.04d	0.04d	0.10d	0.25d	0.11d	0.26d	0.07d	0.42d	0.11d	0.25d	0.11d
PStDev Time	0.22d	0.36d	0.50d	0.29d	0.31d	0.57d	0.49d	0.39d	0.14d	0.53d	0.48d	0.24d	0.57d

gTLD Creation/Transfer	2022-05	2022-06	2022-07	2022-08	2022-09	2022-10	2022-11	2022-12	2023-01	2023-02	2023-03	2023-04	2023-05
Processing Time	—	0.09d	0.76d	0.12d	0.22d	0.70d	—	—	—	0.76d	0.09d	—	—
Monthly Threshold	10d	10d	10d	10d	10d	10d	10d	10d	10d	10d	10d	10d	10d
Threshold Percentile	90.0%	90.0%	90.0%	90.0%	90.0%	90.0%	90.0%	90.0%	90.0%	90.0%	90.0%	90.0%	90.0%
Request Count	0	3	2	5	1	1	0	0	0	1	1	0	0
Mean Time	—	0.07d	0.76d	0.10d	0.22d	0.70d	—	—	—	0.76d	0.09d	—	—
Shortest Time	—	0.03d	0.76d	0.08d	0.22d	0.70d	—	—	—	0.76d	0.09d	—	—
Longest Time	—	0.09d	0.76d	0.14d	0.22d	0.70d	—	—	—	0.76d	0.09d	—	—
Median Time	—	0.08d	0.76d	0.09d	0.22d	0.70d	—	—	—	0.76d	0.09d	—	—
PStDev Time	—	0.03d	0.00d	0.02d	0.00d	0.00d	—	—	—	0.00d	0.00d	—	—

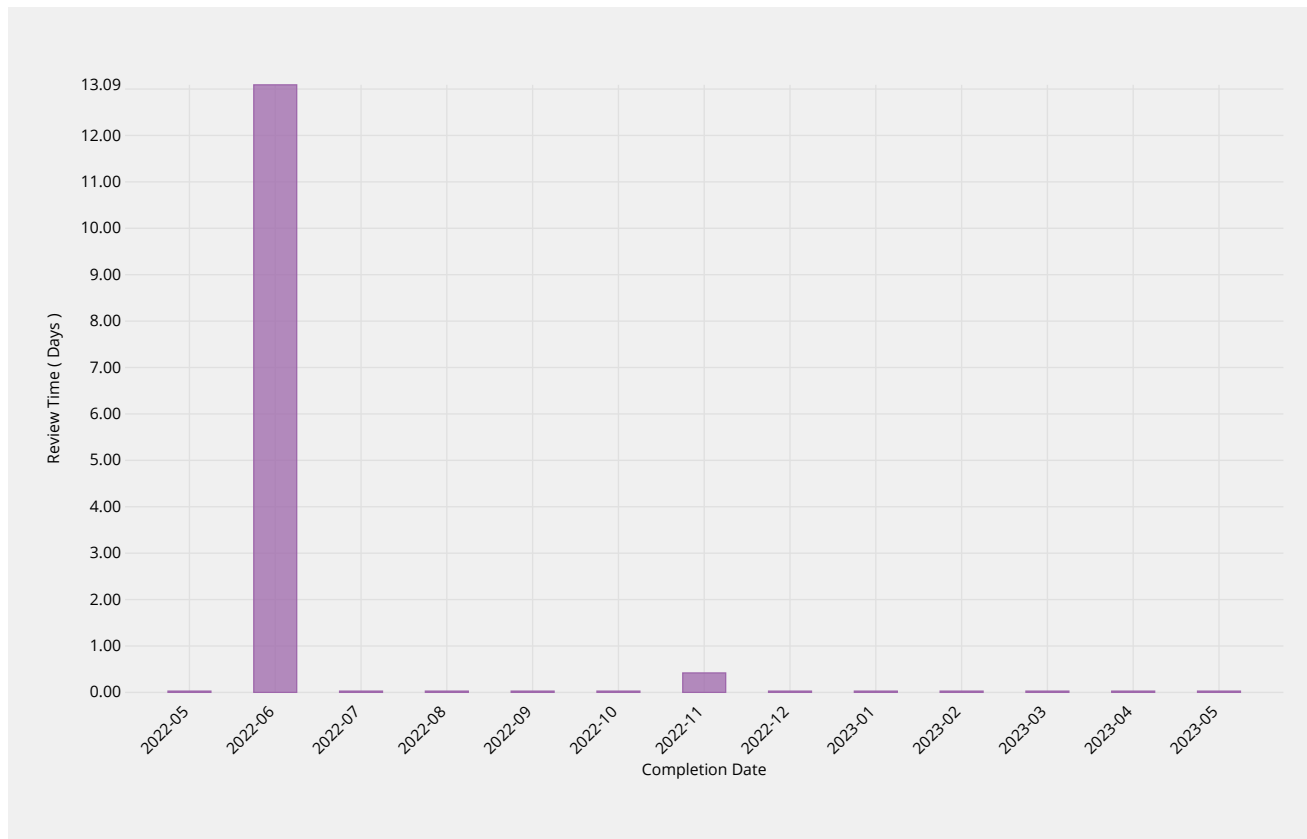
ccTLD Creation/Transfer	2022-05	2022-06	2022-07	2022-08	2022-09	2022-10	2022-11	2022-12	2023-01	2023-02	2023-03	2023-04	2023-05
Processing Time	—	48.67d	—	—	—	—	0.43d	—	30.15d	—	—	—	—
Monthly Threshold	—	—	—	—	—	—	—	—	—	—	—	—	—
Threshold Percentile	—	—	—	—	—	—	—	—	—	—	—	—	—
Request Count	0	2	0	0	0	0	1	0	1	0	0	0	0
Mean Time	—	48.67d	—	—	—	—	0.43d	—	30.15d	—	—	—	—
Shortest Time	—	48.67d	—	—	—	—	0.43d	—	30.15d	—	—	—	—
Longest Time	—	48.67d	—	—	—	—	0.43d	—	30.15d	—	—	—	—
Median Time	—	48.67d	—	—	—	—	0.43d	—	30.15d	—	—	—	—
PStDev Time	—	0.00d	—	—	—	—	0.00d	—	0.00d	—	—	—	—

Other Changes	2022-05	2022-06	2022-07	2022-08	2022-09	2022-10	2022-11	2022-12	2023-01	2023-02	2023-03	2023-04	2023-05
Processing Time	—	—	—	—	—	1.39d	0.05d	191.84d	0.03d	—	—	0.15d	—
Monthly Threshold	—	—	—	—	—	—	—	—	—	—	—	—	—
Threshold Percentile	—	—	—	—	—	—	—	—	—	—	—	—	—
Request Count	0	0	0	0	0	2	1	4	1	0	0	1	0
Mean Time	—	—	—	—	—	0.71d	0.05d	48.01d	0.03d	—	—	0.15d	—
Shortest Time	—	—	—	—	—	0.04d	0.05d	0.00d	0.03d	—	—	0.15d	—
Longest Time	—	—	—	—	—	1.39d	0.05d	191.84d	0.03d	—	—	0.15d	—
Median Time	—	—	—	—	—	0.71d	0.05d	0.11d	0.03d	—	—	0.15d	—
PStDev Time	—	—	—	—	—	0.67d	0.00d	83.04d	0.00d	—	—	0.00d	—

ccTLD Creation/Transfer

Submission Review

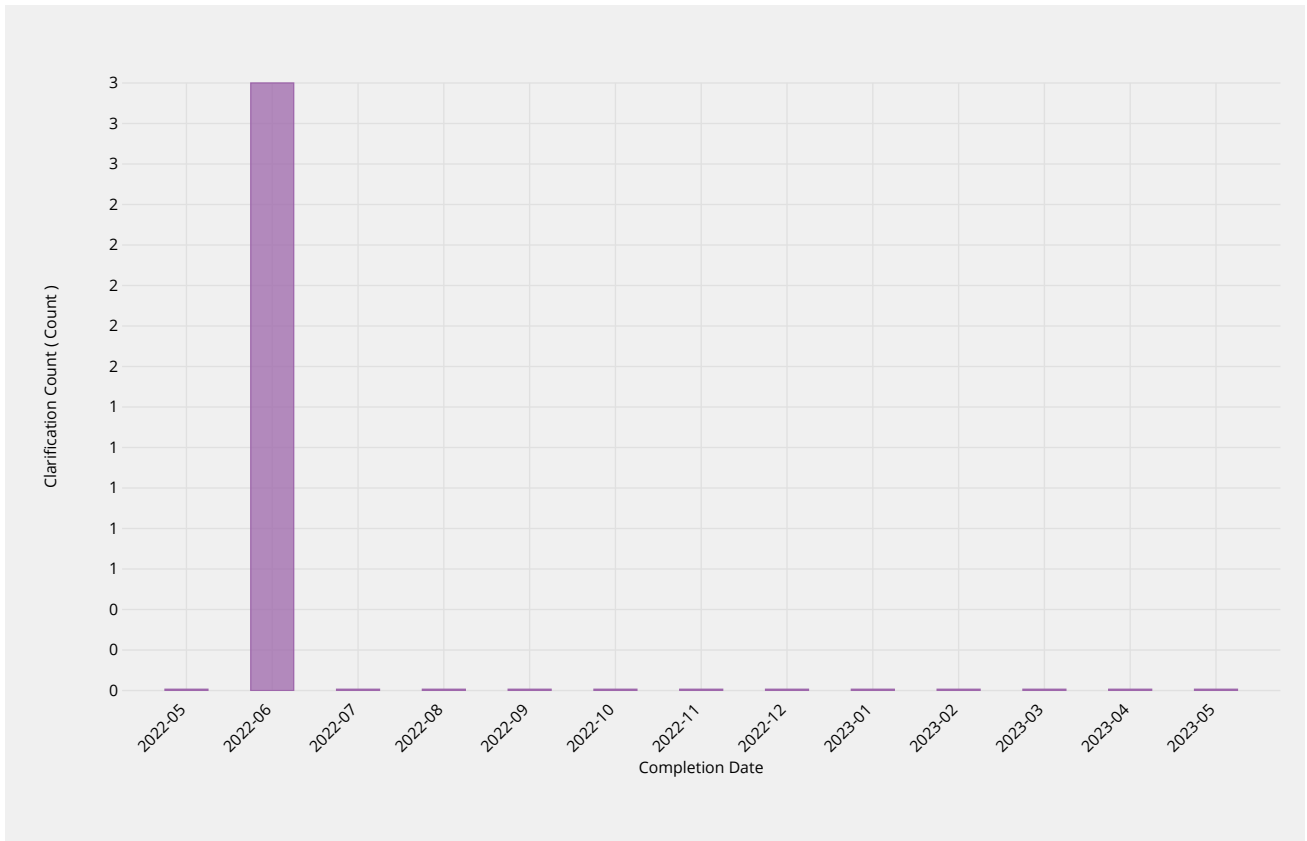
Time it takes staff to process the information included in each documentation submission, and respond to the requester describing deficiencies if necessary.



Staff Review	2022-05	2022-06	2022-07	2022-08	2022-09	2022-10	2022-11	2022-12	2023-01	2023-02	2023-03	2023-04	2023-05
Review Time	—	13.09d	—	—	—	—	0.42d	—	—	—	—	—	—
Monthly Threshold	14d	14d	14d	14d	14d	14d	14d	14d	14d	14d	14d	14d	14d
Threshold Percentile	100.0%	100.0%	100.0%	100.0%	100.0%	100.0%	100.0%	100.0%	100.0%	100.0%	100.0%	100.0%	100.0%
Review Count	0	4	0	0	0	0	1	0	0	0	0	0	0
Mean Time	—	12.37d	—	—	—	—	0.42d	—	—	—	—	—	—
Shortest Time	—	11.66d	—	—	—	—	0.42d	—	—	—	—	—	—
Longest Time	—	13.09d	—	—	—	—	0.42d	—	—	—	—	—	—
Median Time	—	12.37d	—	—	—	—	0.42d	—	—	—	—	—	—
PStDev Time	—	0.71d	—	—	—	—	0.00d	—	—	—	—	—	—

Requester Clarification

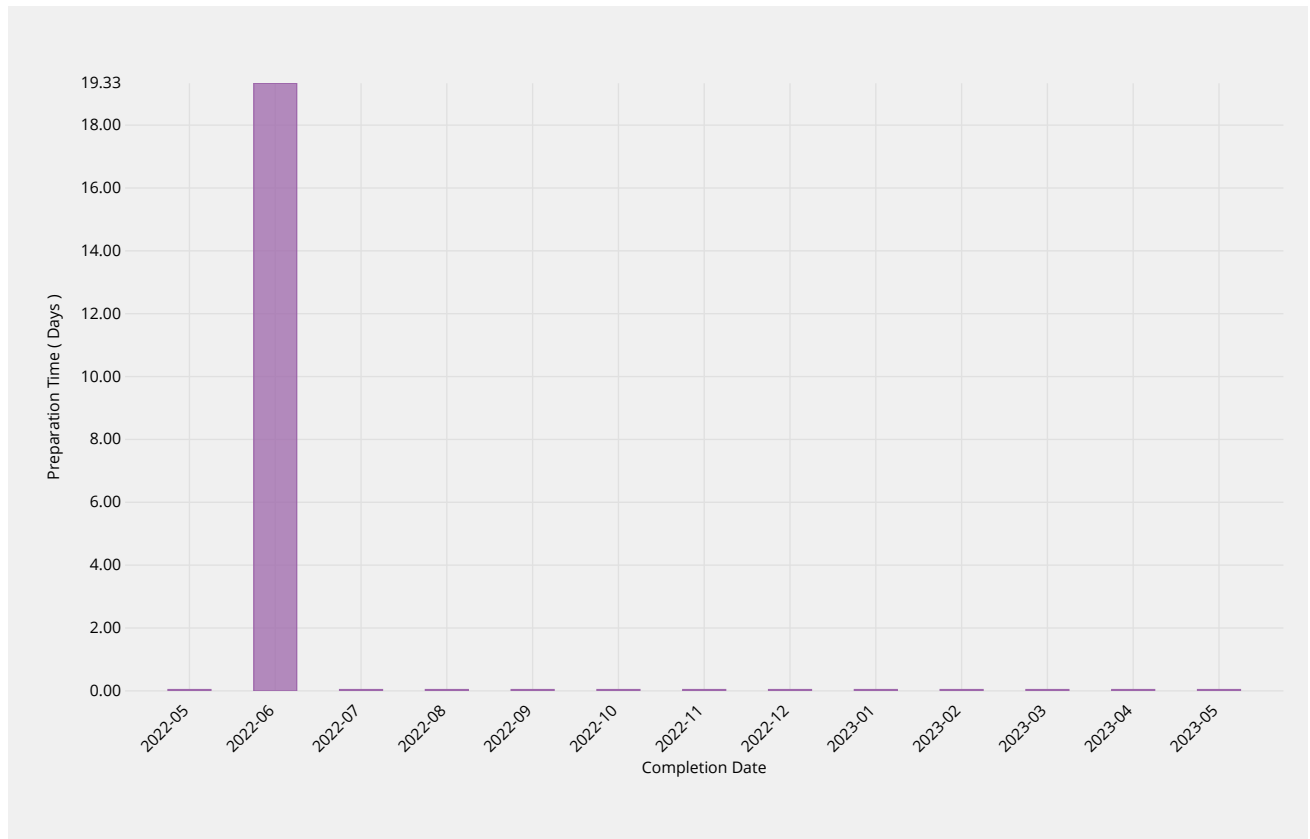
The number of times a clarification or remediation was required from the requester.



Requester Clarification	2022-05	2022-06	2022-07	2022-08	2022-09	2022-10	2022-11	2022-12	2023-01	2023-02	2023-03	2023-04	2023-05
Clarification Count	—	3	—	—	—	—	0	—	0	—	—	—	—
Request Count	0	2	0	0	0	0	2	0	1	0	0	0	0
Lowest Count	—	1	—	—	—	—	0	—	0	—	—	—	—
Highest Count	—	2	—	—	—	—	0	—	0	—	—	—	—

Report Preparation

Time it takes for staff to prepare a delegation or transfer report to be submitted for review and publication.



Report Preparation	2022-05	2022-06	2022-07	2022-08	2022-09	2022-10	2022-11	2022-12	2023-01	2023-02	2023-03	2023-04	2023-05
Preparation Time	—	19.33d	—	—	—	—	0.00d	—	—	—	—	—	—
Monthly Threshold	21d	21d	21d	21d	21d	21d	21d	21d	21d	21d	21d	21d	21d
Threshold Percentile	100.0%	100.0%	100.0%	100.0%	100.0%	100.0%	100.0%	100.0%	100.0%	100.0%	100.0%	100.0%	100.0%
Report Count	0	2	0	0	0	0	1	0	0	0	0	0	0
Mean Time	—	19.32d	—	—	—	—	0.00d	—	—	—	—	—	—
Shortest Time	—	19.32d	—	—	—	—	0.00d	—	—	—	—	—	—
Longest Time	—	19.33d	—	—	—	—	0.00d	—	—	—	—	—	—
Median Time	—	19.32d	—	—	—	—	0.00d	—	—	—	—	—	—
PStDev Time	—	0.00d	—	—	—	—	0.00d	—	—	—	—	—	—

Routine (Technical)	2022-05	2022-06	2022-07	2022-08	2022-09	2022-10	2022-11	2022-12	2023-01	2023-02	2023-03	2023-04	2023-05
Notification Count	218	62	289	39	33	29	53	69	21	28	28	22	66
Mean Time	0.30s	0.23s	0.26s	0.29s	0.26s	0.24s	0.40s	0.47s	2.44s	1.32s	1.36s	1.96s	2.39s
Shortest Time	0.13s	0.13s	0.14s	0.16s	0.13s	0.13s	0.25s	0.21s	1.10s	1.08s	0.16s	0.14s	0.28s
Longest Time	0.82s	0.53s	0.44s	0.67s	0.59s	0.56s	0.84s	2.15s	11.99s	2.52s	5.68s	9.28s	8.61s
Median Time	0.28s	0.19s	0.27s	0.23s	0.20s	0.19s	0.36s	0.35s	1.22s	1.19s	1.21s	1.42s	1.39s
PStDev Time	0.10s	0.08s	0.06s	0.13s	0.12s	0.12s	0.14s	0.35s	2.84s	0.36s	0.90s	1.90s	1.87s

Routine (Non-Technical)	2022-05	2022-06	2022-07	2022-08	2022-09	2022-10	2022-11	2022-12	2023-01	2023-02	2023-03	2023-04	2023-05
Notification Time	0.41s	0.35s	0.38s	0.35s	0.34s	0.30s	0.47s	2.79s	0.73s	0.82s	2.47s	1.78s	7.48s
Monthly Threshold	60s	60s	60s	60s	60s	60s	60s	60s	60s	60s	60s	60s	60s
Threshold Percentile	95.0%	95.0%	95.0%	95.0%	95.0%	95.0%	95.0%	95.0%	95.0%	95.0%	95.0%	95.0%	95.0%
Notification Count	10	32	26	80	9	21	57	21	21	28	45	11	33
Mean Time	0.25s	0.23s	0.23s	0.22s	0.26s	0.21s	0.33s	0.81s	0.38s	0.24s	0.45s	0.87s	1.27s
Shortest Time	0.15s	0.14s	0.14s	0.14s	0.17s	0.14s	0.20s	0.10s	0.08s	0.07s	0.07s	0.20s	0.12s
Longest Time	0.45s	0.58s	0.39s	0.49s	0.35s	0.32s	0.51s	6.15s	4.34s	1.19s	2.92s	1.83s	9.26s
Median Time	0.25s	0.20s	0.20s	0.19s	0.28s	0.19s	0.31s	0.36s	0.15s	0.16s	0.13s	0.33s	0.31s
PStDev Time	0.09s	0.09s	0.08s	0.07s	0.06s	0.06s	0.08s	1.35s	0.89s	0.26s	0.71s	0.69s	2.31s

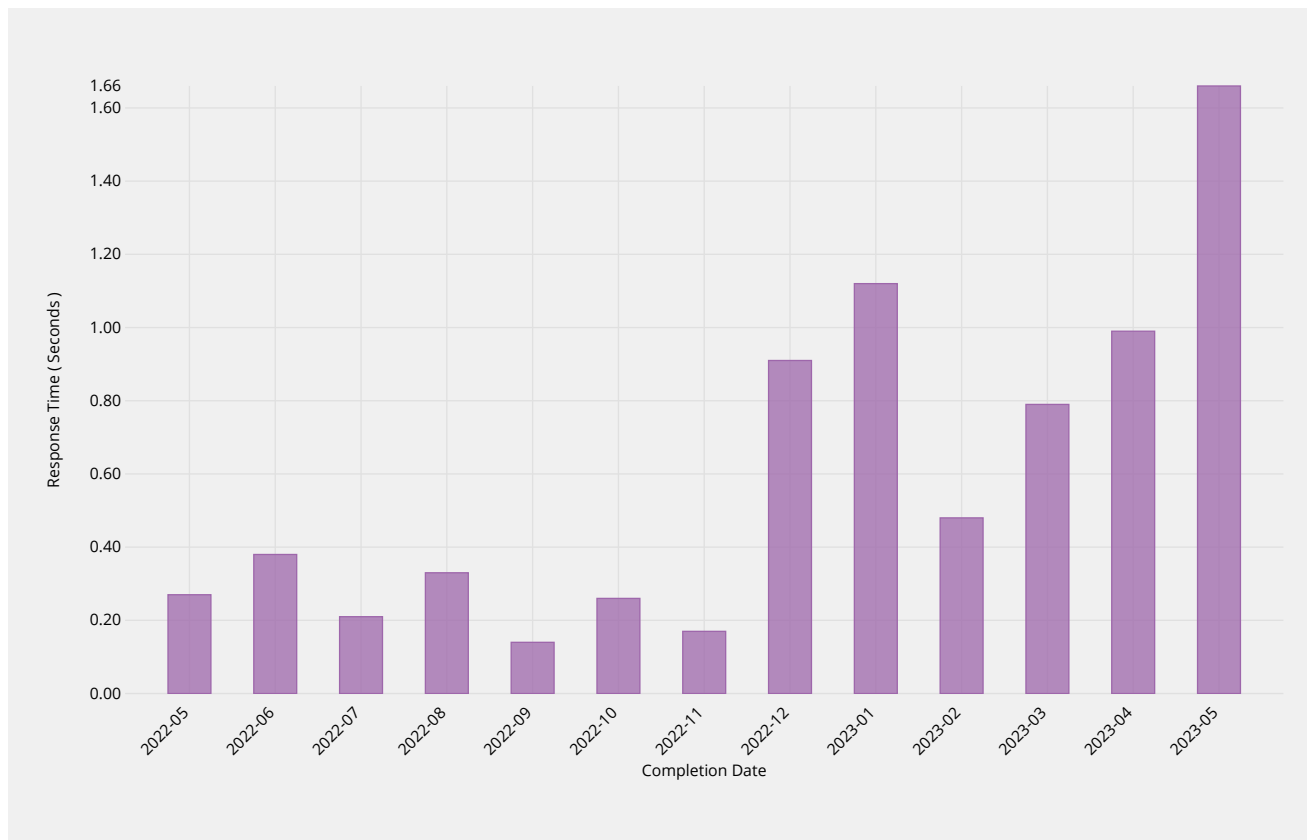
gTLD Creation/Transfer	2022-05	2022-06	2022-07	2022-08	2022-09	2022-10	2022-11	2022-12	2023-01	2023-02	2023-03	2023-04	2023-05
Notification Time	—	0.28s	0.29s	0.32s	0.36s	0.30s	—	—	—	0.15s	0.09s	—	—
Monthly Threshold	60s	60s	60s	60s	60s	60s	60s	60s	60s	60s	60s	60s	60s
Threshold Percentile	95.0%	95.0%	95.0%	95.0%	95.0%	95.0%	95.0%	95.0%	95.0%	95.0%	95.0%	95.0%	95.0%
Notification Count	0	3	2	5	1	1	0	0	0	1	1	0	0
Mean Time	—	0.23s	0.23s	0.26s	0.36s	0.30s	—	—	—	0.15s	0.09s	—	—
Shortest Time	—	0.14s	0.16s	0.20s	0.36s	0.30s	—	—	—	0.15s	0.09s	—	—
Longest Time	—	0.28s	0.30s	0.33s	0.36s	0.30s	—	—	—	0.15s	0.09s	—	—
Median Time	—	0.26s	0.23s	0.24s	0.36s	0.30s	—	—	—	0.15s	0.09s	—	—
PStDev Time	—	0.06s	0.07s	0.05s	0.00s	0.00s	—	—	—	0.00s	0.00s	—	—

ccTLD Creation/Transfer	2022-05	2022-06	2022-07	2022-08	2022-09	2022-10	2022-11	2022-12	2023-01	2023-02	2023-03	2023-04	2023-05
Notification Time	—	0.27s	—	—	—	—	0.43s	—	—	—	—	—	—
Monthly Threshold	60s	60s	60s	60s	60s	60s	60s	60s	60s	60s	60s	60s	60s
Threshold Percentile	95.0%	95.0%	95.0%	95.0%	95.0%	95.0%	95.0%	95.0%	95.0%	95.0%	95.0%	95.0%	95.0%
Notification Count	0	2	0	0	0	0	1	0	0	0	0	0	0
Mean Time	—	0.24s	—	—	—	—	0.43s	—	—	—	—	—	—
Shortest Time	—	0.20s	—	—	—	—	0.43s	—	—	—	—	—	—
Longest Time	—	0.28s	—	—	—	—	0.43s	—	—	—	—	—	—
Median Time	—	0.24s	—	—	—	—	0.43s	—	—	—	—	—	—
PStDev Time	—	0.04s	—	—	—	—	0.00s	—	—	—	—	—	—

Other Changes	2022-05	2022-06	2022-07	2022-08	2022-09	2022-10	2022-11	2022-12	2023-01	2023-02	2023-03	2023-04	2023-05
Notification Time	—	—	—	—	—	0.23s	0.27s	1.21s	1.20s	—	—	6.16s	—
Monthly Threshold	60s	60s	60s	60s	60s	60s	60s	60s	60s	60s	60s	60s	60s
Threshold Percentile	95.0%	95.0%	95.0%	95.0%	95.0%	95.0%	95.0%	95.0%	95.0%	95.0%	95.0%	95.0%	95.0%
Notification Count	0	0	0	0	0	2	1	3	1	0	0	1	0
Mean Time	—	—	—	—	—	0.22s	0.27s	0.61s	1.20s	—	—	6.16s	—
Shortest Time	—	—	—	—	—	0.21s	0.27s	0.24s	1.20s	—	—	6.16s	—
Longest Time	—	—	—	—	—	0.23s	0.27s	1.31s	1.20s	—	—	6.16s	—
Median Time	—	—	—	—	—	0.22s	0.27s	0.30s	1.20s	—	—	6.16s	—
PStDev Time	—	—	—	—	—	0.01s	0.00s	0.49s	0.00s	—	—	0.00s	—

Credential Recovery

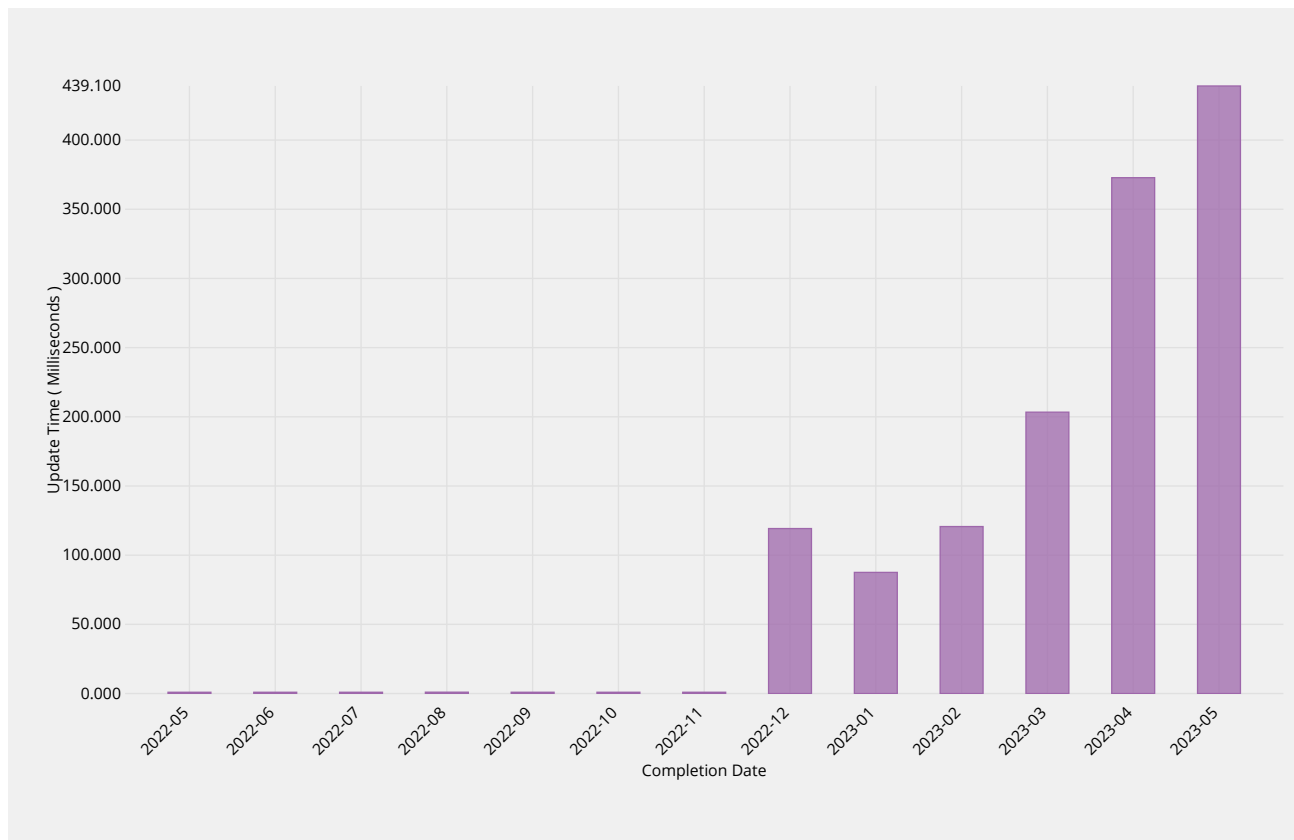
Time to dispatch confirmation email of forgotten password.



Credential Recovery Response	2022-05	2022-06	2022-07	2022-08	2022-09	2022-10	2022-11	2022-12	2023-01	2023-02	2023-03	2023-04	2023-05
Response Time	0.27s	0.38s	0.21s	0.33s	0.14s	0.26s	0.17s	0.91s	1.12s	0.48s	0.79s	0.99s	1.66s
Monthly Threshold	60s	60s	60s	60s	60s	60s	60s	60s	60s	60s	60s	60s	60s
Threshold Percentile	95.0%	95.0%	95.0%	95.0%	95.0%	95.0%	95.0%	95.0%	95.0%	95.0%	95.0%	95.0%	95.0%
Response Count	20	6	3	20	3	13	10	43	16	19	30	11	13
Mean Time	0.14s	0.20s	0.14s	0.17s	0.12s	0.14s	0.09s	0.28s	0.38s	0.17s	0.20s	0.58s	0.71s
Shortest Time	0.06s	0.05s	0.07s	0.02s	0.08s	0.02s	0.05s	0.02s	0.05s	0.04s	0.05s	0.06s	0.13s
Longest Time	0.33s	0.43s	0.22s	0.83s	0.14s	0.27s	0.18s	1.47s	1.77s	0.94s	1.03s	1.00s	2.24s
Median Time	0.14s	0.17s	0.13s	0.12s	0.13s	0.14s	0.07s	0.15s	0.16s	0.12s	0.12s	0.56s	0.66s
PStDev Time	0.07s	0.12s	0.06s	0.17s	0.03s	0.08s	0.04s	0.30s	0.45s	0.21s	0.24s	0.38s	0.60s

Credential Change

Time to implement new password within the system.



Credential Change	2022-05	2022-06	2022-07	2022-08	2022-09	2022-10	2022-11	2022-12	2023-01	2023-02	2023-03	2023-04	2023-05
Update Time	1.800ms	1.750ms	0.900ms	2.450ms	0.900ms	2.800ms	1.700ms	482.196ms	95.100ms	278.350ms	587.500ms	1212.000ms	1296.275ms
Monthly Threshold	300000ms	300000ms	300000ms	300000ms	300000ms	300000ms	300000ms	300000ms	300000ms	300000ms	300000ms	300000ms	300000ms
Threshold Percentile	95.0%	95.0%	95.0%	95.0%	95.0%	95.0%	95.0%	95.0%	95.0%	95.0%	95.0%	95.0%	95.0%
Update Count	5	6	3	18	3	13	7	19	7	10	19	11	12
Mean Time	0.800ms	0.833ms	0.333ms	1.000ms	0.333ms	0.538ms	0.714ms	119.256ms	87.571ms	120.700ms	203.368ms	372.817ms	439.100ms
Shortest Time	0.000ms	0.000ms	0.000ms	0.000ms	0.000ms	0.000ms	0.000ms	0.000ms	78.000ms	81.000ms	78.000ms	92.696ms	88.862ms
Longest Time	2.000ms	2.000ms	1.000ms	5.000ms	1.000ms	4.000ms	2.000ms	911.000ms	96.000ms	430.000ms	952.000ms	1896.000ms	1455.310ms
Median Time	1.000ms	1.000ms	0.000ms	1.000ms	0.000ms	0.000ms	1.000ms	86.222ms	89.000ms	87.000ms	94.000ms	119.264ms	118.197ms
PStDev Time	0.748ms	0.687ms	0.471ms	1.202ms	0.471ms	1.151ms	0.700ms	209.450ms	6.044ms	103.152ms	231.748ms	511.476ms	471.691ms

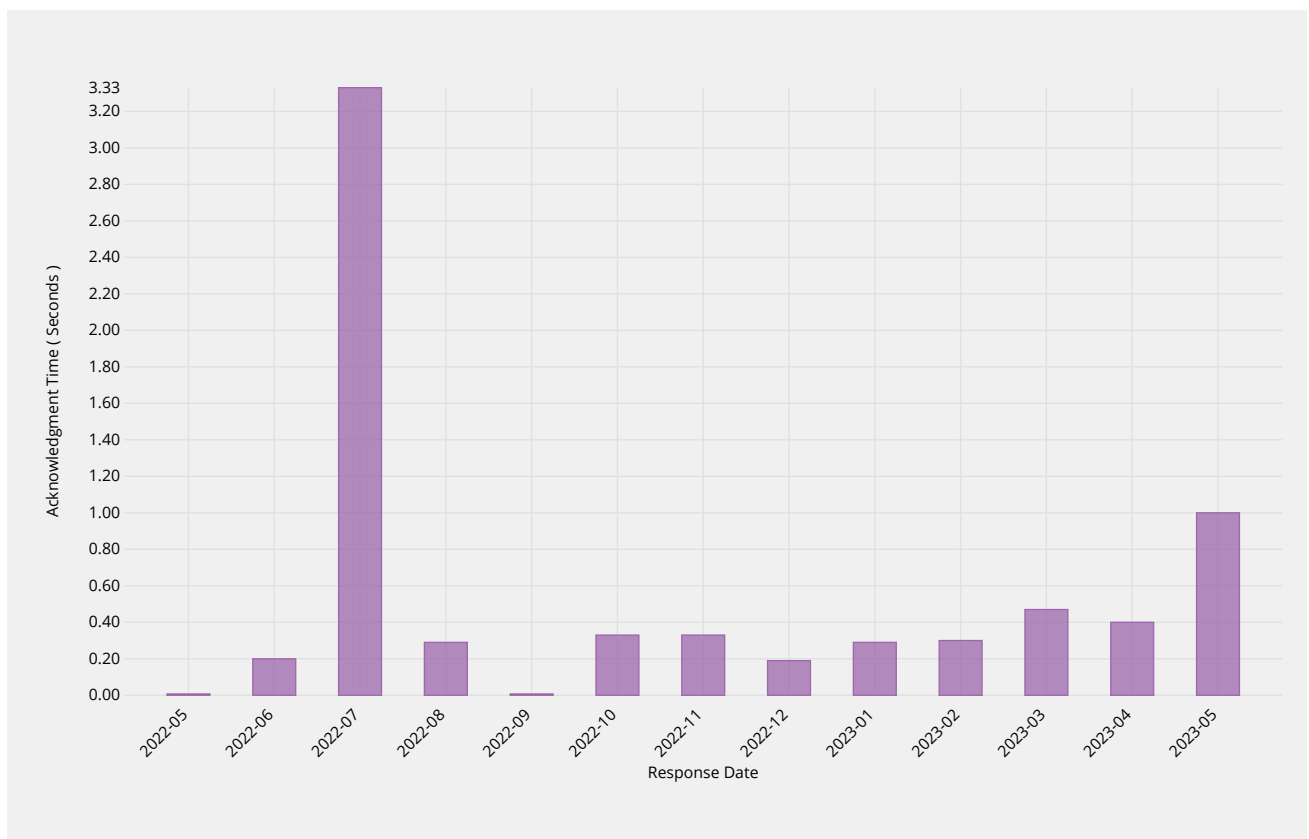
ccTLD Creation/Transfer	2022-05	2022-06	2022-07	2022-08	2022-09	2022-10	2022-11	2022-12	2023-01	2023-02	2023-03	2023-04	2023-05
Incident Count	0	0	0	0	0	0	0	0	0	0	0	0	0
Request Count	0	2	0	0	0	0	1	0	0	0	0	0	0

Other Changes	2022-05	2022-06	2022-07	2022-08	2022-09	2022-10	2022-11	2022-12	2023-01	2023-02	2023-03	2023-04	2023-05
Accuracy	100.00%	100.00%	100.00%	100.00%	100.00%	100.00%	100.00%	100.00%	100.00%	100.00%	100.00%	100.00%	100.00%
Monthly Threshold	100%	100%	100%	100%	100%	100%	100%	100%	100%	100%	100%	100%	100%
Incident Count	0	0	0	0	0	0	0	0	0	0	0	0	0
Request Count	0	0	0	0	0	2	1	3	1	0	0	1	0

Enquiry Processing

Time to acknowledge

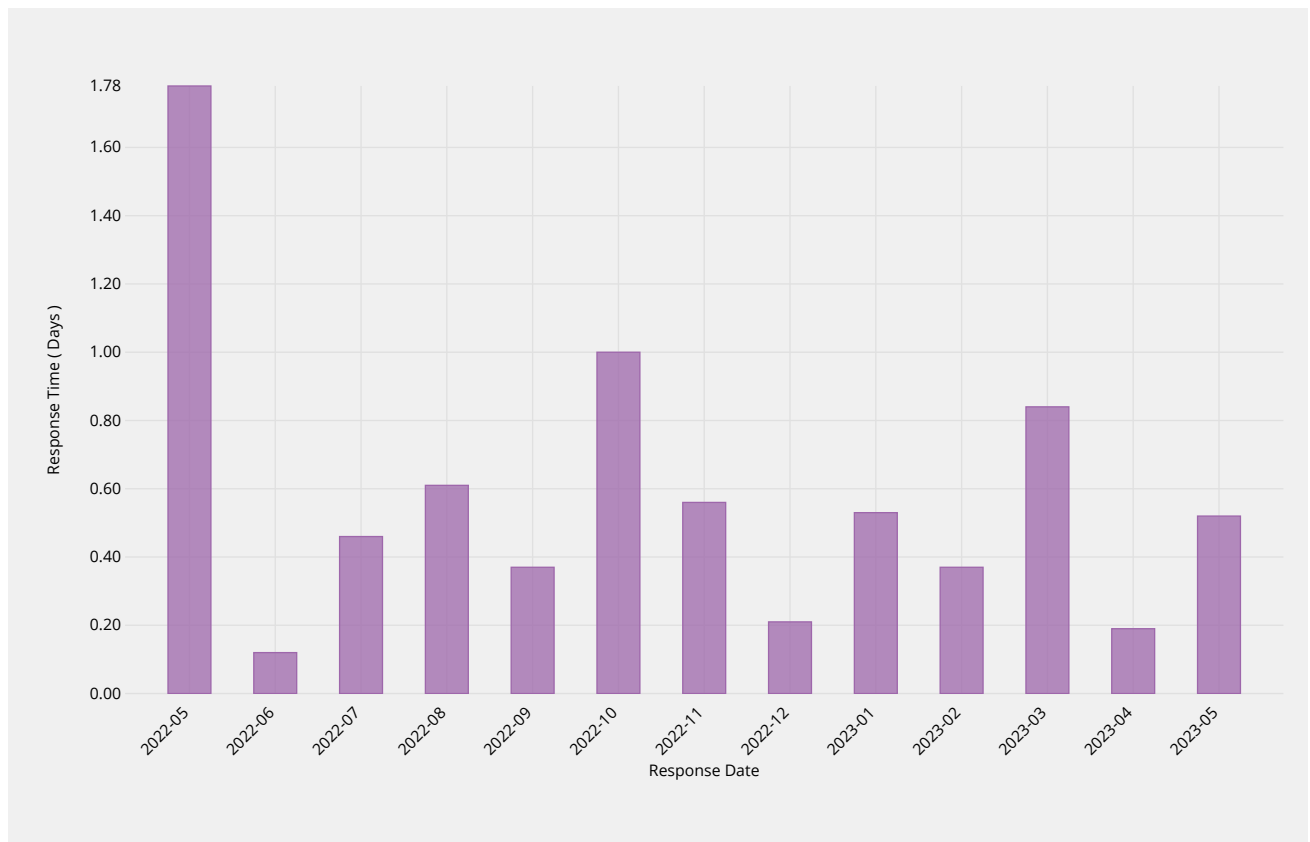
Time taken to send initial acknowledgement of a receipt of a general enquiry pertaining to root zone management but not pertaining to interactions in a change request context.



Manual Enquiries	2022-05	2022-06	2022-07	2022-08	2022-09	2022-10	2022-11	2022-12	2023-01	2023-02	2023-03	2023-04	2023-05
Acknowledgment Time	0.00s	0.80s	14.50s	1.00s	0.00s	0.90s	0.90s	1.00s	1.00s	1.00s	1.30s	1.00s	4.80s
Monthly Threshold	60s	60s	60s	60s	60s	60s	60s	60s	60s	60s	60s	60s	60s
Acknowledge Percentile	95.0%	95.0%	95.0%	95.0%	95.0%	95.0%	95.0%	95.0%	95.0%	95.0%	95.0%	95.0%	95.0%
Acknowledgment Count	7	5	6	7	4	3	3	16	7	10	15	5	13
Mean Time	0.00s	0.20s	3.33s	0.29s	0.00s	0.33s	0.33s	0.19s	0.29s	0.30s	0.47s	0.40s	1.00s
Shortest Time	0.00s	0.00s	0.00s	0.00s	0.00s	0.00s	0.00s	0.00s	0.00s	0.00s	0.00s	0.00s	0.00s
Longest Time	0.00s	1.00s	19.00s	1.00s	0.00s	1.00s	1.00s	1.00s	1.00s	1.00s	2.00s	1.00s	9.00s
Median Time	0.00s	0.00s	0.00s	0.00s	0.00s	0.00s	0.00s	0.00s	0.00s	0.00s	0.00s	0.00s	0.00s
PStDev Time	0.00s	0.40s	7.02s	0.45s	0.00s	0.47s	0.47s	0.39s	0.45s	0.46s	0.62s	0.49s	2.39s

Time to initial response

Time taken for staff to respond to enquiry, either in part or in whole.

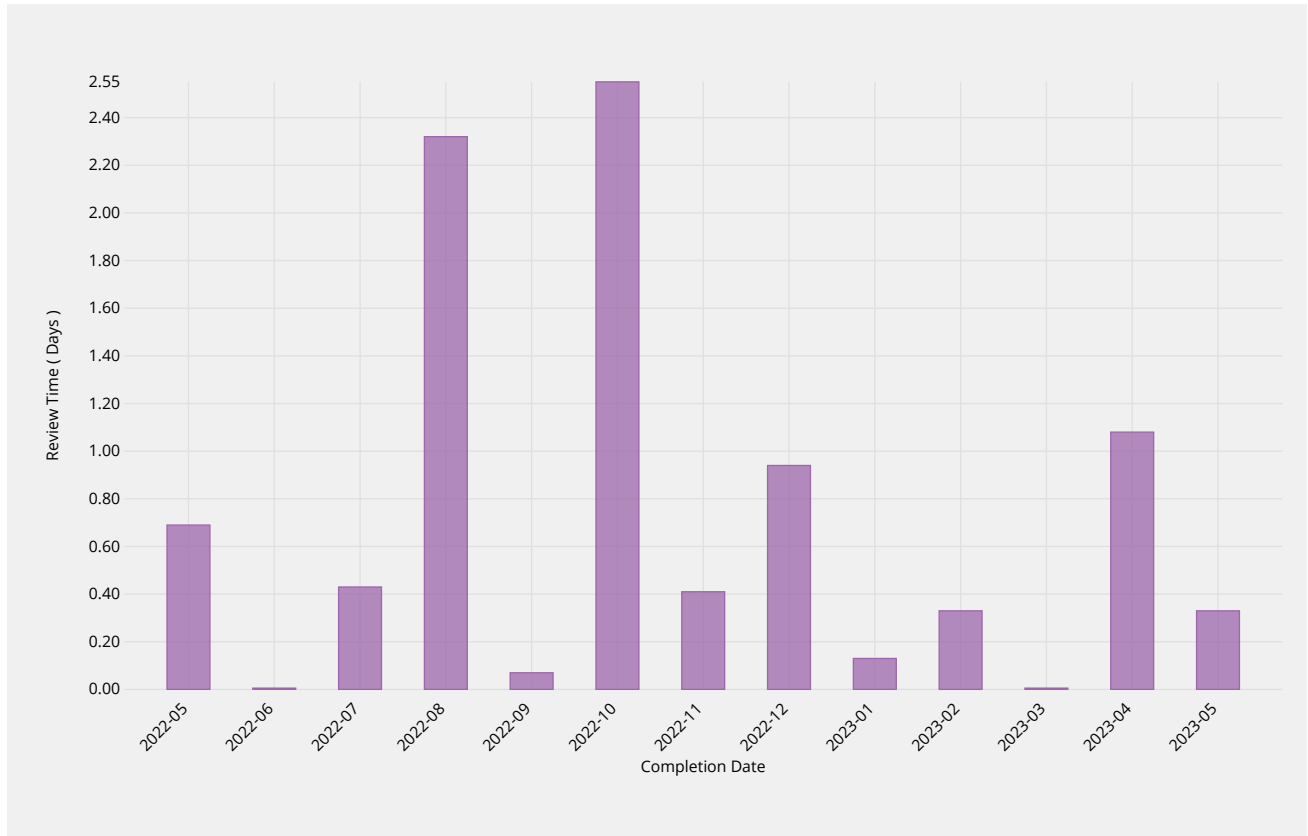


Manual Enquiries	2022-05	2022-06	2022-07	2022-08	2022-09	2022-10	2022-11	2022-12	2023-01	2023-02	2023-03	2023-04	2023-05
Response Time	4.37d	0.23d	0.83d	1.39d	0.76d	2.33d	0.86d	0.45d	1.34d	0.58d	2.22d	0.39d	1.33d
Monthly Threshold	5d	5d	5d	5d	5d	5d	5d	5d	5d	5d	5d	5d	5d
Threshold Percentile	90.0%	90.0%	90.0%	90.0%	90.0%	90.0%	90.0%	90.0%	90.0%	90.0%	90.0%	90.0%	90.0%
Request Count	6	4	5	7	3	3	3	15	7	9	16	5	12
Mean Time	1.78d	0.12d	0.46d	0.61d	0.37d	1.00d	0.56d	0.21d	0.53d	0.37d	0.84d	0.19d	0.52d
Shortest Time	0.05d	0.02d	0.18d	0.04d	0.08d	0.01d	0.01d	0.01d	0.03d	0.07d	0.01d	0.02d	0.01d
Longest Time	5.79d	0.25d	0.96d	2.77d	0.93d	2.88d	0.87d	0.54d	3.10d	0.67d	3.77d	0.53d	1.98d
Median Time	0.77d	0.10d	0.32d	0.32d	0.09d	0.12d	0.81d	0.20d	0.14d	0.35d	0.40d	0.15d	0.24d
PStDev Time	2.02d	0.10d	0.30d	0.90d	0.40d	1.33d	0.39d	0.18d	1.05d	0.19d	1.04d	0.18d	0.62d

Label Generation Rulesets

Review Time

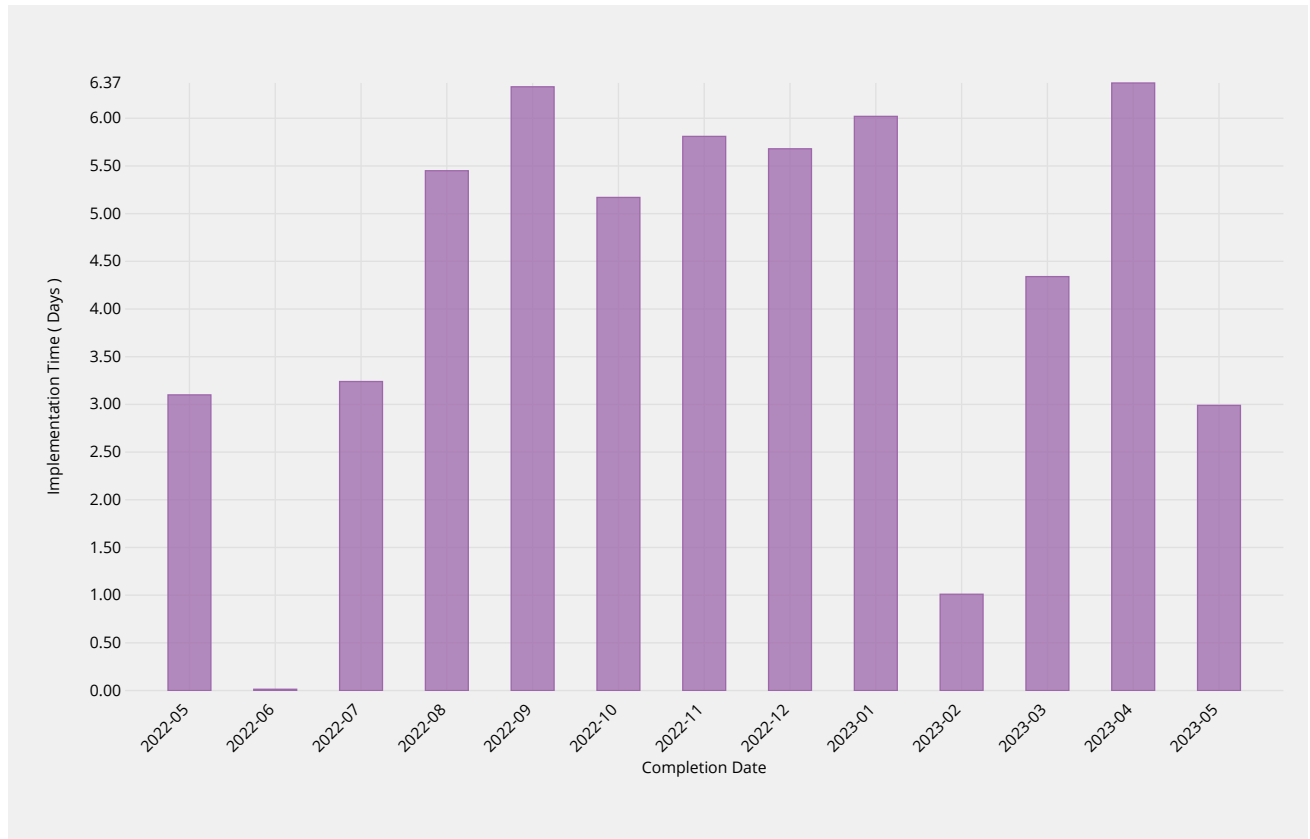
The time it takes for staff to review a submission and either agree that it is well-formed or send it back for remediation.



Review Time	2022-05	2022-06	2022-07	2022-08	2022-09	2022-10	2022-11	2022-12	2023-01	2023-02	2023-03	2023-04	2023-05
Review Time	0.69d	—	0.43d	2.32d	0.07d	2.55d	0.41d	0.94d	0.13d	0.33d	0.00d	1.08d	0.33d
Monthly Threshold	5d	5d	5d	5d	5d	5d	5d	5d	5d	5d	5d	5d	5d
Threshold Percentile	90.0%	90.0%	90.0%	90.0%	90.0%	90.0%	90.0%	90.0%	90.0%	90.0%	90.0%	90.0%	90.0%
Review Count	3	0	2	3	2	5	3	3	1	1	1	1	3
Shortest Time	0.16d	—	0.01d	0.13d	0.04d	0.62d	0.06d	0.01d	0.13d	0.33d	0.00d	1.08d	0.01d
Longest Time	0.69d	—	0.48d	2.47d	0.08d	3.03d	0.49d	1.00d	0.13d	0.33d	0.00d	1.08d	0.39d
Median Time	0.68d	—	0.24d	1.73d	0.06d	1.09d	0.07d	0.70d	0.13d	0.33d	0.00d	1.08d	0.08d
PStDev Time	0.25d	—	0.24d	0.98d	0.02d	0.88d	0.20d	0.42d	0.00d	0.00d	0.00d	0.00d	0.17d

Implementation Time

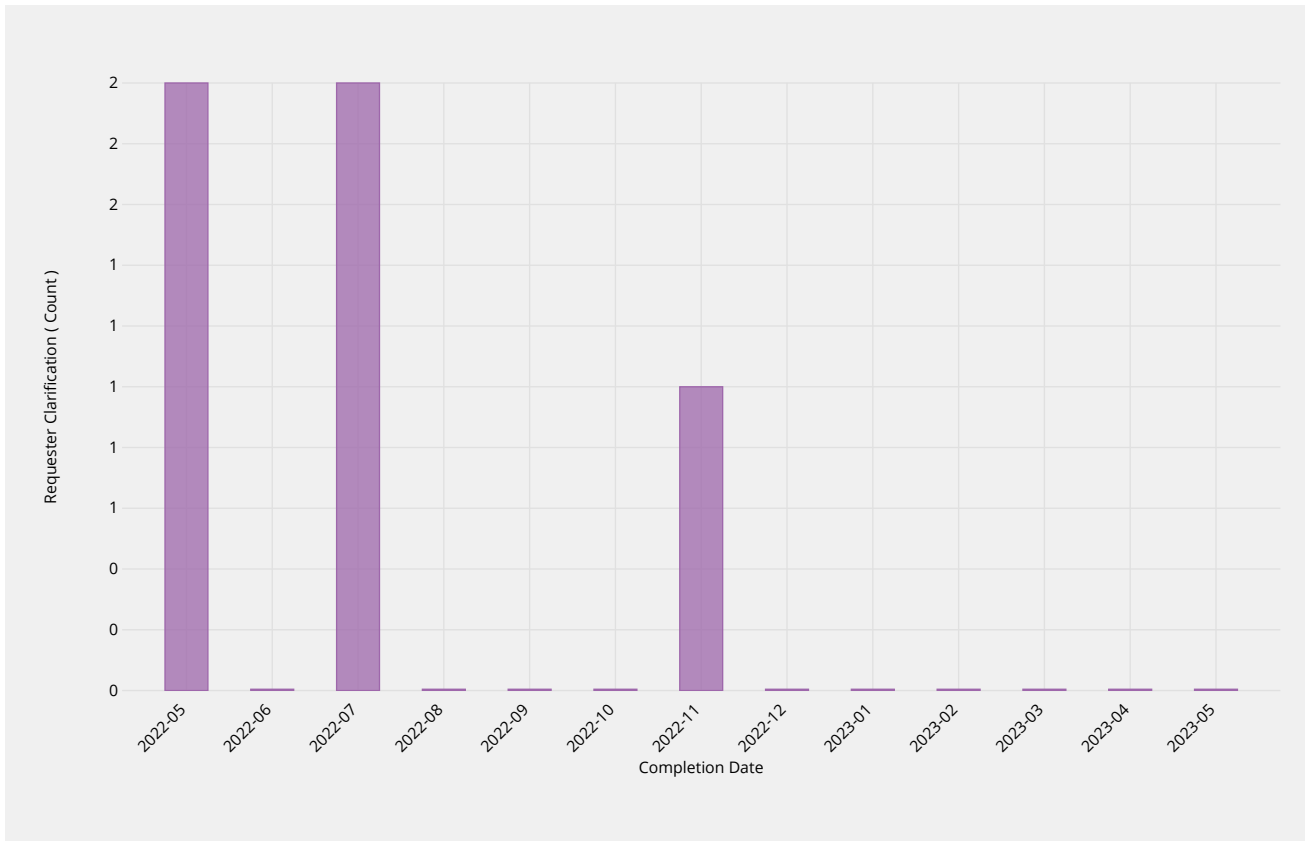
Time it takes for staff to publish a change once it meets all requirements.



Implementation Time	2022-05	2022-06	2022-07	2022-08	2022-09	2022-10	2022-11	2022-12	2023-01	2023-02	2023-03	2023-04	2023-05
Implementation Time	3.10d	—	3.24d	5.45d	6.33d	5.17d	5.81d	5.68d	6.02d	1.01d	4.34d	6.37d	2.99d
Monthly Threshold	7d	7d	7d	7d	7d	7d	7d	7d	7d	7d	7d	7d	7d
Threshold Percentile	90.0%	90.0%	90.0%	90.0%	90.0%	90.0%	90.0%	90.0%	90.0%	90.0%	90.0%	90.0%	90.0%
Request Count	3	0	2	3	2	5	4	3	1	1	1	1	3
Shortest Time	0.31d	—	2.14d	3.93d	2.13d	0.32d	1.86d	1.98d	6.02d	1.01d	4.34d	6.37d	1.19d
Longest Time	3.79d	—	3.36d	5.83d	6.79d	5.20d	5.90d	6.13d	6.02d	1.01d	4.34d	6.37d	3.17d
Median Time	0.31d	—	2.75d	3.93d	4.46d	1.25d	3.79d	3.87d	6.02d	1.01d	4.34d	6.37d	2.28d
PStDev Time	1.64d	—	0.61d	0.90d	2.33d	2.24d	1.92d	1.70d	0.00d	0.00d	0.00d	0.00d	0.81d

Requester Clarification

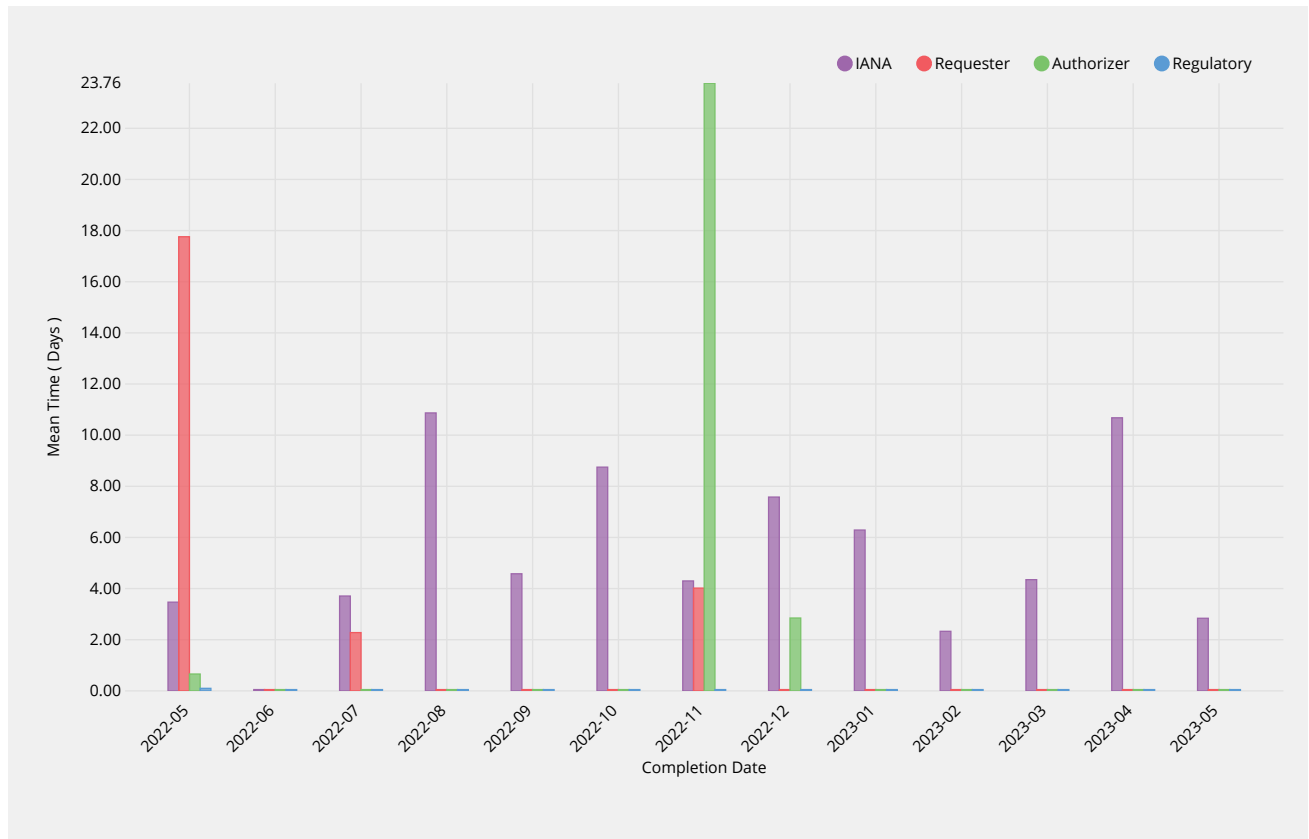
The number of times a clarification or remediation was required from the requester.



Requester Clarification	2022-05	2022-06	2022-07	2022-08	2022-09	2022-10	2022-11	2022-12	2023-01	2023-02	2023-03	2023-04	2023-05
Count	2	—	2	0	0	0	1	0	0	0	0	0	0
Request Count	3	0	2	3	2	5	4	3	1	1	1	1	3
Shortest Clarification	0	—	0	0	0	0	0	0	0	0	0	0	0
Longest Clarification	1	—	2	0	0	0	1	0	0	0	0	0	0

Time per Actor

Average time taken for staff processing, requester clarification, administrative contact authorization and regulatory checks.



IANA	2022-05	2022-06	2022-07	2022-08	2022-09	2022-10	2022-11	2022-12	2023-01	2023-02	2023-03	2023-04	2023-05
Mean Time	3.47d	—	3.71d	10.87d	4.58d	8.75d	4.30d	7.58d	6.29d	2.33d	4.35d	10.68d	2.84d
Review Count	3	0	2	3	2	4	4	2	1	1	1	1	3
Shortest Time	3.05d	—	3.37d	6.22d	2.28d	1.11d	2.11d	2.00d	6.29d	2.33d	4.35d	10.68d	1.49d
Longest Time	4.28d	—	4.06d	13.82d	6.87d	21.58d	7.07d	13.17d	6.29d	2.33d	4.35d	10.68d	4.73d
Median Time	3.07d	—	3.71d	12.55d	4.58d	6.15d	4.02d	7.58d	6.29d	2.33d	4.35d	10.68d	2.28d
PStDev Time	0.58d	—	0.34d	3.32d	2.29d	7.76d	2.22d	5.58d	0.00d	0.00d	0.00d	0.00d	1.38d

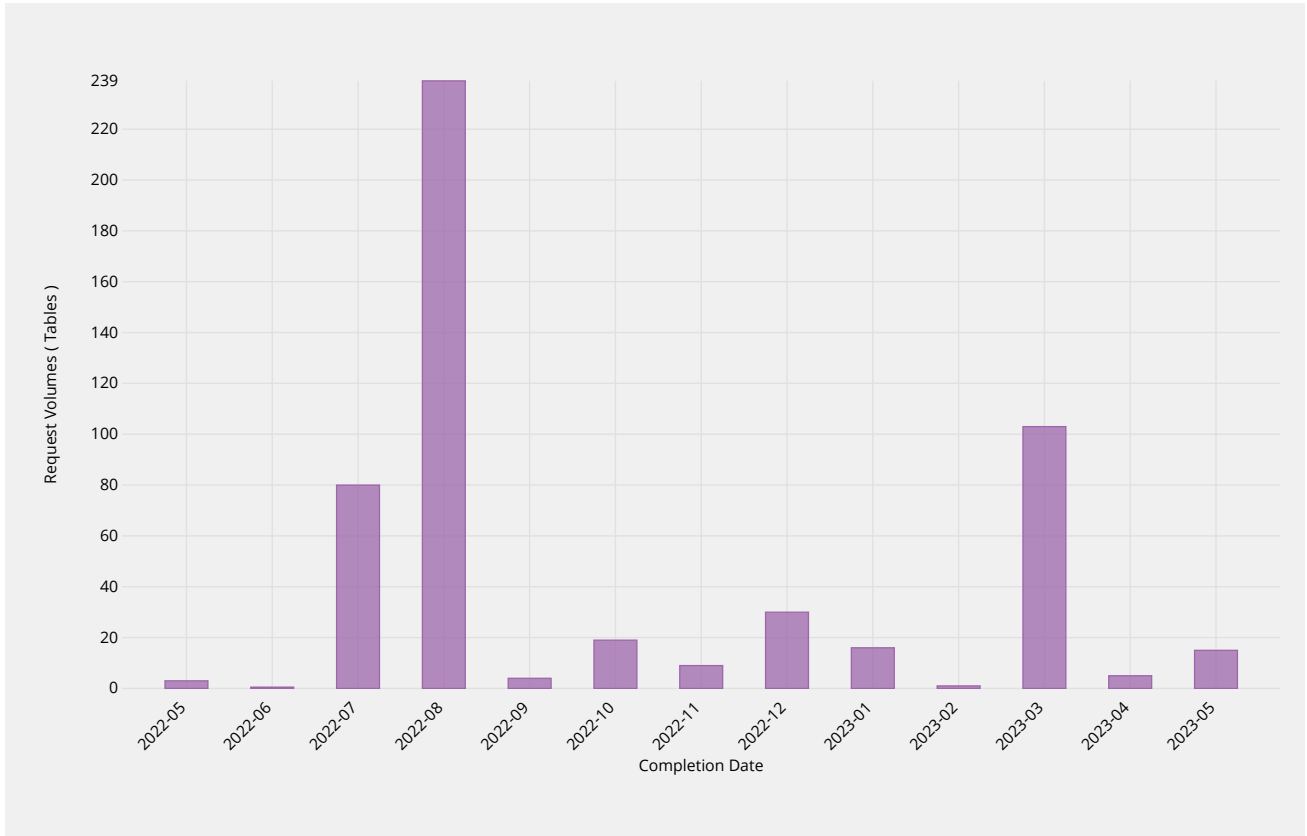
Requester	2022-05	2022-06	2022-07	2022-08	2022-09	2022-10	2022-11	2022-12	2023-01	2023-02	2023-03	2023-04	2023-05
Mean Time	17.76d	—	2.28d	—	—	—	4.02d	—	—	—	—	—	—
Review Count	2	0	1	0	0	0	1	0	0	0	0	0	0
Shortest Time	17.72d	—	2.28d	—	—	—	4.02d	—	—	—	—	—	—
Longest Time	17.80d	—	2.28d	—	—	—	4.02d	—	—	—	—	—	—
Median Time	17.76d	—	2.28d	—	—	—	4.02d	—	—	—	—	—	—
PStDev Time	0.04d	—	0.00d	—	—	—	0.00d	—	—	—	—	—	—

Authorizer	2022-05	2022-06	2022-07	2022-08	2022-09	2022-10	2022-11	2022-12	2023-01	2023-02	2023-03	2023-04	2023-05
Mean Time	0.66d	—	—	—	—	—	23.76d	2.85d	—	—	—	—	—
Review Count	1	0	0	0	0	0	1	1	0	0	0	0	0
Shortest Time	0.66d	—	—	—	—	—	23.76d	2.85d	—	—	—	—	—
Longest Time	0.66d	—	—	—	—	—	23.76d	2.85d	—	—	—	—	—
Median Time	0.66d	—	—	—	—	—	23.76d	2.85d	—	—	—	—	—
PStDev Time	0.00d	—	—	—	—	—	0.00d	0.00d	—	—	—	—	—

Regulatory	2022-05	2022-06	2022-07	2022-08	2022-09	2022-10	2022-11	2022-12	2023-01	2023-02	2023-03	2023-04	2023-05
Mean Time	0.10d	—	—	—	—	—	0.05d	0.01d	—	—	—	—	—
Review Count	1	0	0	0	0	0	1	1	0	0	0	0	0
Shortest Time	0.10d	—	—	—	—	—	0.05d	0.01d	—	—	—	—	—
Longest Time	0.10d	—	—	—	—	—	0.05d	0.01d	—	—	—	—	—
Median Time	0.10d	—	—	—	—	—	0.05d	0.01d	—	—	—	—	—
PStDev Time	0.00d	—	—	—	—	—	0.00d	0.00d	—	—	—	—	—

Request Volumes

Total number of LGRs added or modified.



Request Volumes	2022-05	2022-06	2022-07	2022-08	2022-09	2022-10	2022-11	2022-12	2023-01	2023-02	2023-03	2023-04	2023-05
Total LGRs Processed	3	—	80	239	4	19	9	30	16	1	103	5	15
Request Count	3	0	2	3	2	5	4	3	1	1	1	1	3
Average LGRs per Request	1	—	40	80	2	4	2	10	16	1	103	5	5
Smallest per Request	1	—	40	1	1	1	1	2	16	1	103	5	2
Largest per Request	1	—	40	196	3	8	4	24	16	1	103	5	8

Definitions

Service Definitions

While there are many different ways change requests can be categorized, the key areas of distinction between different processing types for the purposes of metrics are as follows:

- **Category I (Routine updates impacting Root Zone File)** — Routine change requests that alter the technical data published in the DNS root zone (e.g. changes to NS records, DS records and glue records) . For these changes the process requires IANA, both pre- and post-transition, to engage third parties to implement, publish and distribute changes in the root zone file.
- **Category II (Routine updates not impacting Root Zone File)** — Routine change requests that do not alter the DNS root zone file (e.g. contact data and metadata). These changes do not engage third parties as part of implementation, and therefore will have a materially different processing timeframe.
- **Category III (Creating or Transferring a gTLD)** — Requests to create (“delegate”) or transfer (“redelegate” or “assign”) a generic top-level domain. These changes require additional processing by IANA to ensure policy and contractual requirements are met associated with a change of control for the TLD. While the key processing is performed elsewhere within ICANN, the IANA processing is significant and therefore distinguishes this type of request from a routine change request.
- **Category IV (Creating or Transferring a ccTLD)** — Requests to create or transfer a country-code top-level domain. These changes require additional processing by IANA to ensure policy requirements are met. This processing is performed by IANA staff, and includes performing additional analysis on the change request, producing a report, and having that report reviewed externally (including verification that all existing registration data has been successfully transferred from the old to new Registry operator). This processing is significant, and is normally substantially longer than a routine change request, and therefore should be distinguished.
- **Category V (Other change requests)** — Other non-routine change requests. IANA is required to process change requests that may have special handling requirements, or require additional documentary evidence or additional clarifications from the customer or third parties, that do not afford them the ability to automate. These scenarios include, but are not necessarily limited to:
 - i. Customers that require requests to be handled outside the online self-service platform, such as those lodging change requests through the exchange of postal mail;
 - ii. Customers that have placed special handling instructions on file with IANA, or have otherwise asked for special handling for a request that deviates from the normal process, that must be executed manually by IANA staff;
 - iii. Unique legal or regulatory encumbrances that must be satisfied that require additional processing;
 - iv. Removing a TLD from service (e.g. retirement or revocation);
 - v. Changes that relate to the operation of the root zone itself, including changing the Root Key Signing Key, altering the set of authoritative name servers for the root zone (e.g. the “root servers”), and changes to the “root hints” file.

Field Definitions

The fields in the preceding tables are as follows:

- **Process.** The business process that IANA is requested to perform.
- **Metric.** The individual metric that will be measured as part of the completion of the business process.
- **Target.** The specified target for each individual change request.
- **Type.** Whether the target specified is a minimum target (compliance must not be less than the target) or a maximum target (compliance must not be more than the target).
- **Breach.** The percentage limit of change requests within the specified period that fail to meet the metric, which if reached is deemed a breach in the SLE.
- **Period.** The period over which SLE compliance is measured.